

DETACHED HOME DESIGNS

THOUGHTFULLY DESIGNED
WITH YOU IN MIND.

OAKPOINTE
IN OAKVILLE'S UPPER JOSHUA CREEK

 ARISTA




OAKPOINTE
 IN UPPER JOSHUA CREEK

WHERE MASTERFUL CRAFTSMANSHIP MEETS INSPIRED LIVING

by Arista Homes

Introducing **OAKPOINTE** - **ARISTA Homes** is proud to play an integral part in the **OAKPOINTE** master-planned community, where innovation, craftsmanship, and community converge. Renowned for its unwavering commitment to excellence, **ARISTA Homes** continues to set the stage for a new era in Oakville's living experience.

OAKPOINTE has been designed to embrace a lifestyle of sophistication and serenity. From convenient amenities to the seamless blending of nature and urbanity, **OAKPOINTE** stands as a testament to **ARISTA Homes'** dedication to crafting inspired living spaces, and elevating Oakville's standards to unparalleled heights.

ARISTA Homes welcomes you to **OAKPOINTE**.




INNOVATION

BY DESIGN™

The **ARISTA "A" Team** is led by the President, CEO and Founder of **ARISTA Homes**, Michael DeGasperis. He is a visionary builder backed by generations of building knowledge, integrity and quality. Under his leadership, The **ARISTA "A" Team** was formed and has since flourished in the homebuilding industry. This elite group of imaginative and creative entrepreneurs, architects, experienced engineers, award-winning designers and skilled craftsmen, are all dedicated to a single goal, creating beautiful homes ***"that are built to last... homes we would be proud to own."***

AWARD WINNING EXCELLENCE



Since its establishment in 1994, the remarkable **ARISTA "A" Team** has built numerous exceptional master-planned residential communities, fulfilling the homeownership aspirations of over 11,000 families. **ARISTA Homes'** triumph lies in its adeptness at understanding homeowner preference, attentively embracing client feedback, integrating cutting-edge technologies, upholding core values, and displaying an unwavering dedication to environmental preservation.

*Exceed the Oakville Standard.....allow the Award Winning **ARISTA "A" Team** to fulfill your homeownership dreams and aspirations.*



ARISTA STYLE & OPTIONS

“

Our homes offer an incredible selection of features, finishes, colours and textures to choose from. So take your time - review them all at your leisure, and make the choices that will help you personalize your home in its every detail.

”



ARTIST'S CONCEPT

A great measure of **OAKPOINTE's** richness comes from the sheer number of choices that **ARISTA Homes** offers its homeowners. At **OAKPOINTE**, you will find an outstanding choice of newly-designed detached residences that offer both contemporary and traditional architecture and an array of floorplan layouts designed with today's discerning home buyer in mind. Choose from a stunning array of available floorplans, with interiors that are richly appointed, offering you even more options and design opportunities.

**A WIDE SELECTION OF DETACHED RESIDENCE SIZES
AND STYLES TO CHOOSE FROM INCLUDING BOTH
CONTEMPORARY AND TRADITIONAL**



ARTIST'S CONCEPT

SAVOUR EVERY DAY
IN SOPHISTICATED STYLE





ARISTA HOMES | OAKPOINTE

FUTURE RESIDENTIAL

NATURAL HERITAGE SYSTEM

ARTIST'S CONCEPT OF THE PROPOSED OAKPOINTE COMMUNITY

SUSTAINABLE, INNOVATIVE, AND IMPRESSIVE IN THE SIMPLEST OF DETAILS

BUILDING EXTRAORDINARY DETACHED RESIDENCES THROUGH UNPARALLELED DESIGN, ARCHITECTURE, CREATIVITY, AND COMMUNITY.

OAKPOINTE represents an elevated lifestyle located in the heart of Oakville, a remarkable offering from the **ARISTA Homes'** esteemed **"A" Team**. **OAKPOINTE** serves as an address of utmost admiration, enveloped by breathtaking natural beauty and a thriving urban culture, where families and nature seamlessly coexist. Within this extraordinary community, you will discover a captivating range of architectural styles, from striking contemporary designs to timeless classics. Floor plans have been designed to optimize both layout and functionality, all while exuding a refined aesthetic. With exquisite proportions and lavishly appointed interiors, **OAKPOINTE** embodies an elevated sensibility that will truly set this community apart.

“

Discover the majestic allure of our homes, where every detail is a testament to meticulous craftsmanship and the use of premium materials. These extraordinary residences exude opulence, featuring lavish amenities and state-of-the-art interiors adorned with elevated finishes, offering an unparalleled level of luxury and sophistication.

”





Our mission is to embrace and advocate for a 'Life-Friendly' corporate philosophy, seamlessly infusing it into the essence of our remarkable homes and communities through Innovation by Design™.

THE ARISTA "A" TEAM IS UNWAVERING IN ITS COMMITMENT TO SUSTAINABILITY & INNOVATION

PANASONIC BREATHE WELL PROGRAM

- ✓ Air Purification Panasonic Whisper Air Repair device, powered by Nanoe™ X Technology
- ✓ Energy Recovery Ventilator (ERV) that circulates fresh, humidity regulated air throughout your home
- ✓ Smart Air Quality Sensor integrated with your HVAC system to monitor and adjust Indoor Air Quality (IAQ), powered by SWIDGET™

CLEAN PURIFICATION & CIRCULATION

Turn stagnant air into cleaner, circulated air free of harmful substances.

FRESH VENTILATION & FILTRATION

Breathe easier and feel energized with cleaner, fresher, well-ventilated air.

COMFORT HEATING & COOLING

Built-in air and surface purification Nanoe™ X Technology helps ensure ambient temperature and humidity levels are maintained in the optimal range.

Indoor air can be
5X
dirtier than outdoor air*

We take
20,000
breaths each day*

We spend
90%
of our time indoors*

SUSTAINABLE LIVING ADDED LIFE-FRIENDLY FEATURES

- ✓ Low VOC paint – 50 grams per liter or less of volatile organic compounds (VOCs)
- ✓ Solar Ready conduit provisions for future use, running from basement to the attic
- ✓ Electric Vehicle (EV) Rough-In for future car charging capability
- ✓ Carpet Rug Institute (CRI) Green-Label Plus Certified and confirmed



WHY BUY AN ENERGY STAR® CERTIFIED HOME...*

- 01** *SMART INVESTMENT:* **ENERGY STAR®** is becoming a must have for discerning homebuyers - every home will receive an official **ENERGY STAR®** certificate.
- 02** *SAVE ENERGY:* An **ENERGY STAR®** home uses up to 20% less energy.
- 03** *SAVE MONEY:* Using less energy means you save money on utility bills.
- 04** *SAVE THE ENVIRONMENT:* **ENERGY STAR®** qualified homes generate less greenhouse gas emissions than traditional homes built to standard building code.
- 05** *COMFORT:* Advanced construction practices, better fresh air control and additional insulation means your **ENERGY STAR®** qualified home is more comfortable, quieter and fresh.
- 06** *PEACE OF MIND:* With rigorous performance tests and inspections by third-party consultants, an **ENERGY STAR®** home is your proof of an energy efficient home.
- 07** *TRUSTED BRAND:* Homes must be built by an **ENERGY STAR®** qualified builder and meet technical specifications for energy efficiency and quality construction developed by the Government of Canada.



With a relentless focus on energy efficiency and cutting-edge technology, our **ENERGY STAR®** certified homes offer a harmonious blend of comfort, cost savings, and eco-conscious living. By adhering to strict guidelines and industry-leading standards, we ensure that each home we build reduces greenhouse gas emissions and conserves precious resources. Embrace a greener lifestyle with **ARISTA Homes** and experience the joy of living in a home that not only enhances your well-being but also leaves a positive impact on the planet. Welcome to a brighter, more sustainable future.



A DISTINGUISHED COMMUNITY OF EXCEPTIONAL RESIDENCES

OAKPOINTE is all about "**Exceeding the Oakville Standard**". Within this remarkable community, each of **ARISTA Homes'** refined detached residences on **28'** and **36'** lots transcend expectations, boasting designs and aesthetics that are nothing short of extraordinary. As you step foot into **OAKPOINTE**, the exterior architecture greets you with an undeniable sense of prestige. Offering a wide array of stylish, timeless and contemporary options. This distinctive collection of residences showcase unparalleled choices and the finest urban conveniences right at your doorstep.

At **OAKPOINTE**, you find yourself at the very heart of it all.



THE BERKSHIRE

1860 SQ. FT. ► ELEV. A & B

28' DETACHED



ELEVATION A



ELEVATION B

The floor plans and elevations shown are pre-construction plans and may be revised or improved as necessitated by architectural controls and the construction process. The measurements adhere to the rules and regulations of the TARION Warranty Corporation's official method for the calculation of floor area. Actual usable floor space and room dimensions may vary from the stated floor area. Railings on front porch only where required by O.B.C. Locations of furnace, hot water tank, HRV, sump pump (if applicable), posts and beams may vary and are to be determined by Vendor and Architect. Purchasers shall be deemed to accept the same. All images and renderings are artist concept only and subject to change. Side windows only if siting permits. E & O. E. 2801

28' DETACHED

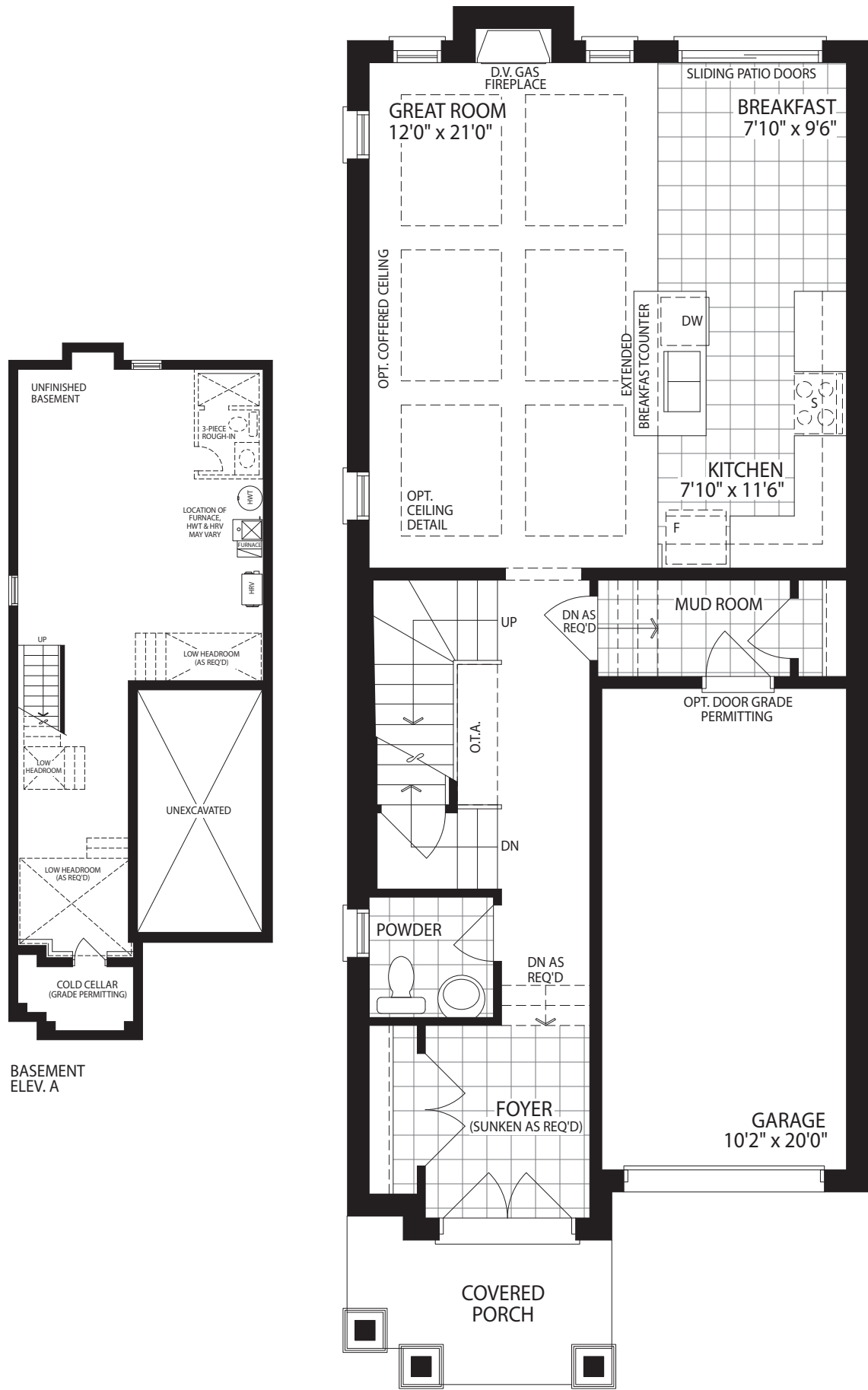
THE BERKSHIRE



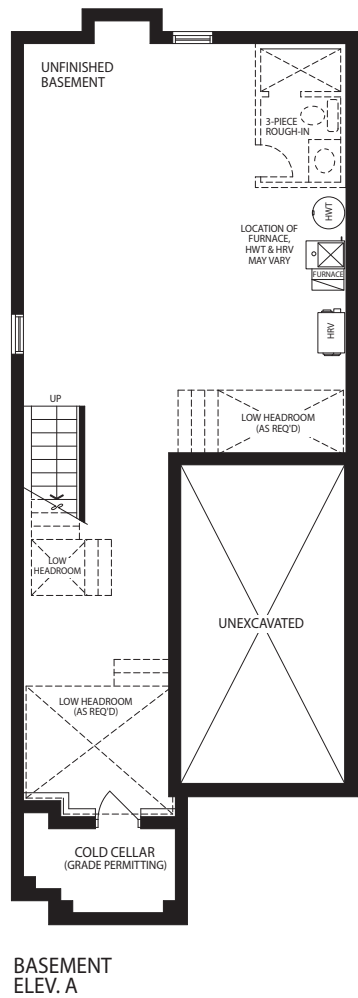
ELEVATION A | 1860 SQ. FT.



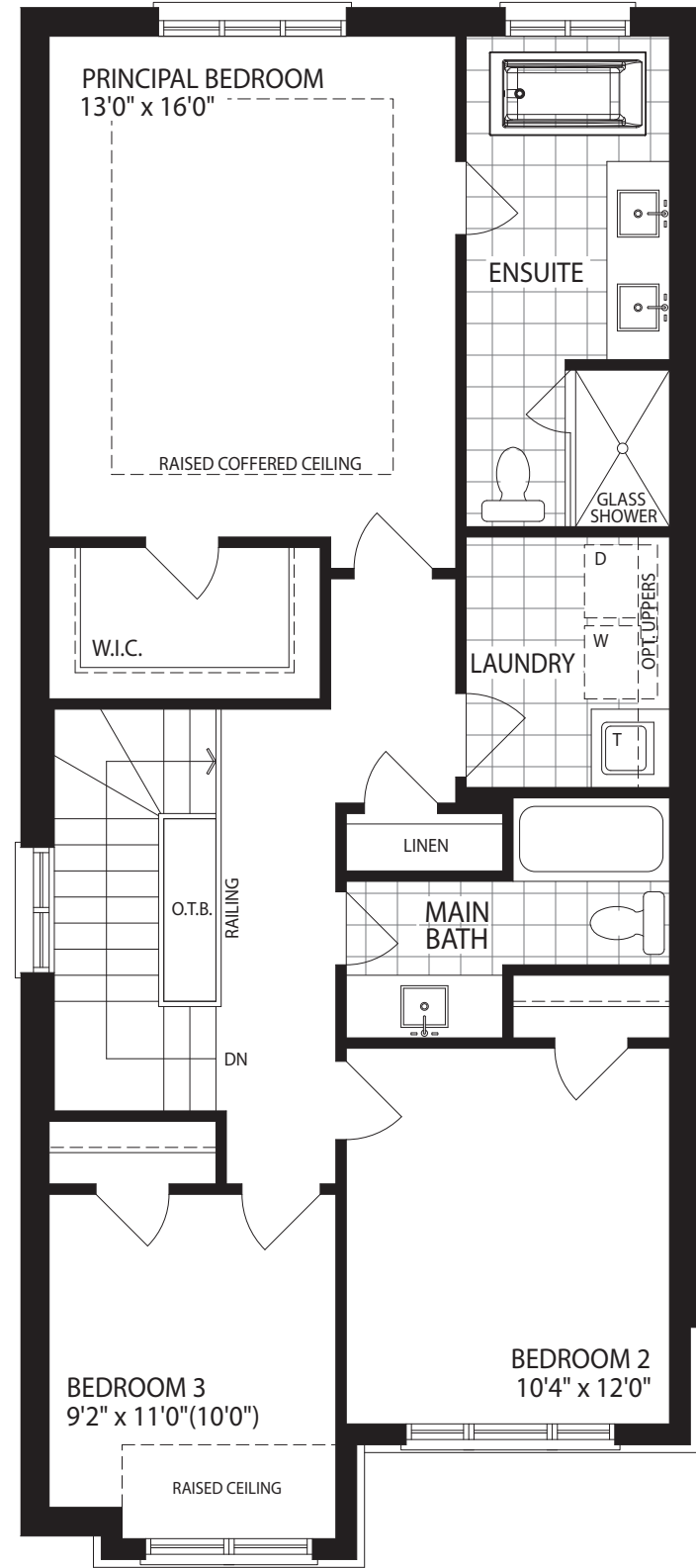
ELEVATION B | 1860 SQ. FT.



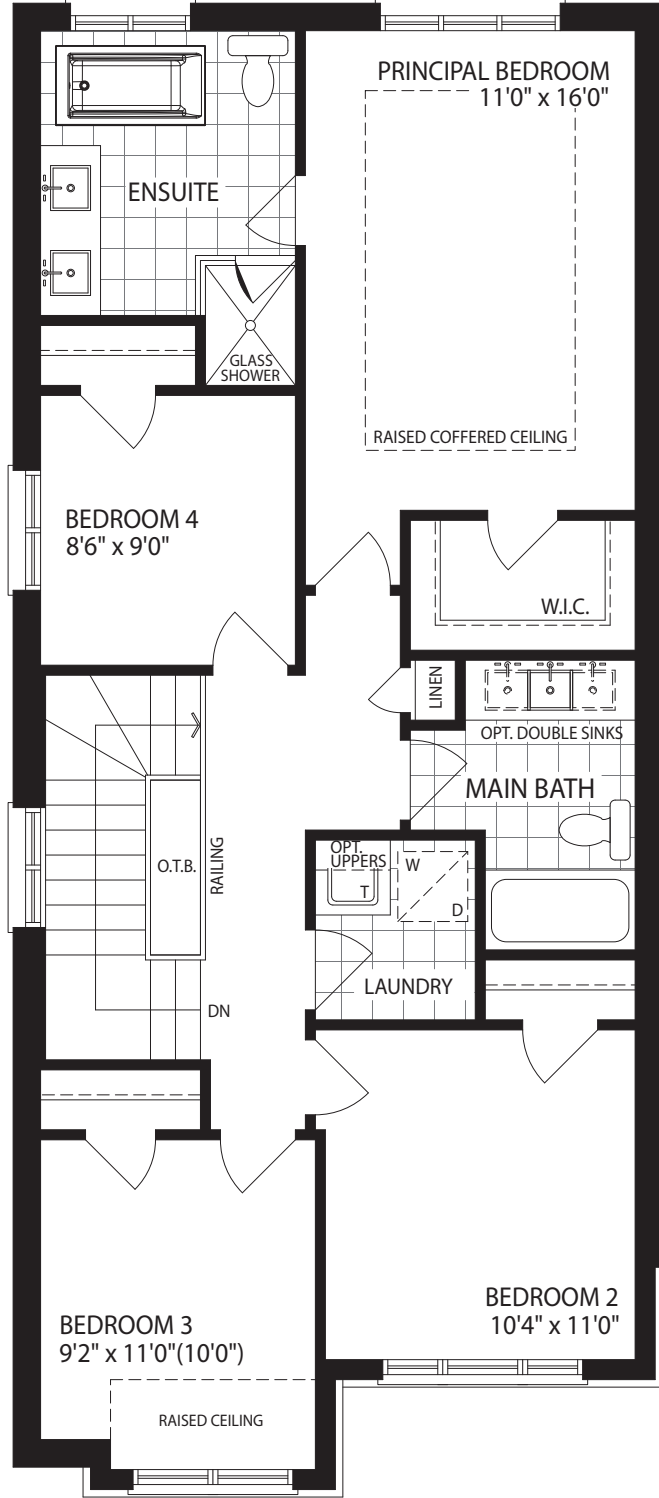
MAIN FLOOR
ELEV. A



BASEMENT
ELEV. A



UPPER FLOOR
ELEV. A



OPT. 4 BEDROOM
UPPER FLOOR
ELEV. A

The floor plans and elevations shown are pre-construction plans and may be revised or improved as necessitated by architectural controls and the construction process. The measurements adhere to the rules and regulations of the TARION Warranty Corporation's official method for the calculation of floor area. Actual usable floor space and room dimensions may vary from the stated floor area. Railings on front porch only where required by O.B.C. Locations of furnace, hot water tank, HRV, sump pump (if applicable), posts and beams may vary and are to be determined by Vendor and Architect; Purchasers shall be deemed to accept the same. All images and renderings are artist concept only and subject to change. Side windows only if siting permits. E. & O. E. 2801

THE PROVIDENCE

1945 SQ. FT. ► ELEV. A
1935 SQ. FT. ► ELEV. B

28' DETACHED



ELEVATION A



ELEVATION B

The floor plans and elevations shown are pre-construction plans and may be revised or improved as necessitated by architectural controls and the construction process. The measurements adhere to the rules and regulations of the TARION Warranty Corporation's official method for the calculation of floor area. Actual usable floor space and room dimensions may vary from the stated floor area. Railings on front porch only where required by O.B.C. Locations of furnace, hot water tank, HRV, sump pump (if applicable), posts and beams may vary and are to be determined by Vendor and Architect. Purchasers shall be deemed to accept the same. All images and renderings are artist concept only and subject to change. Side windows only if siting permits. E. & O. E. 2805

28' DETACHED

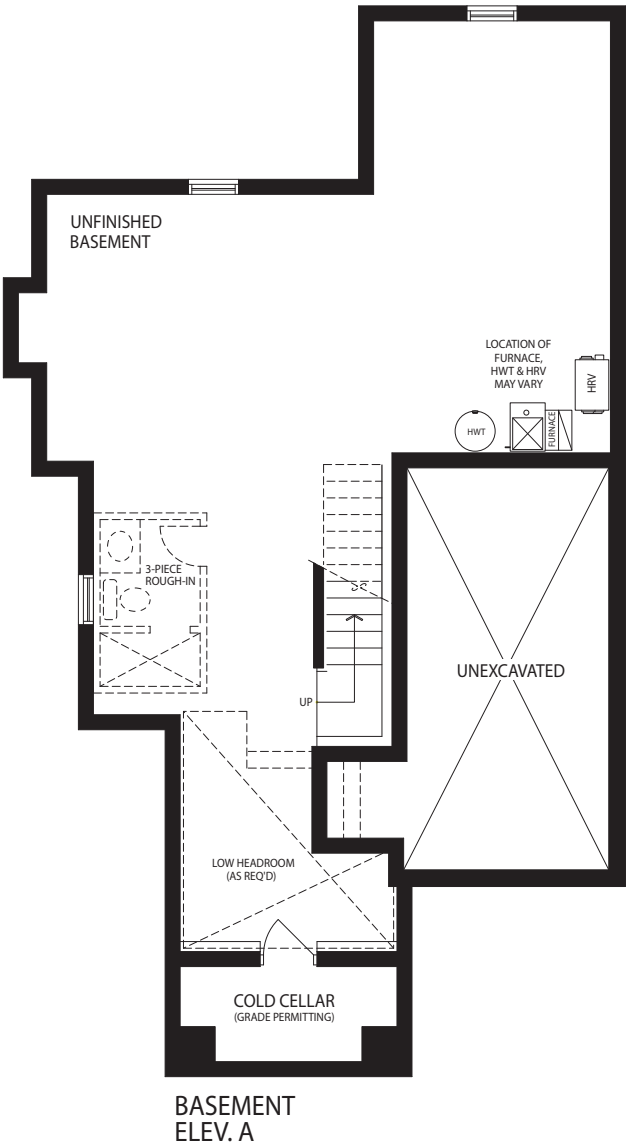
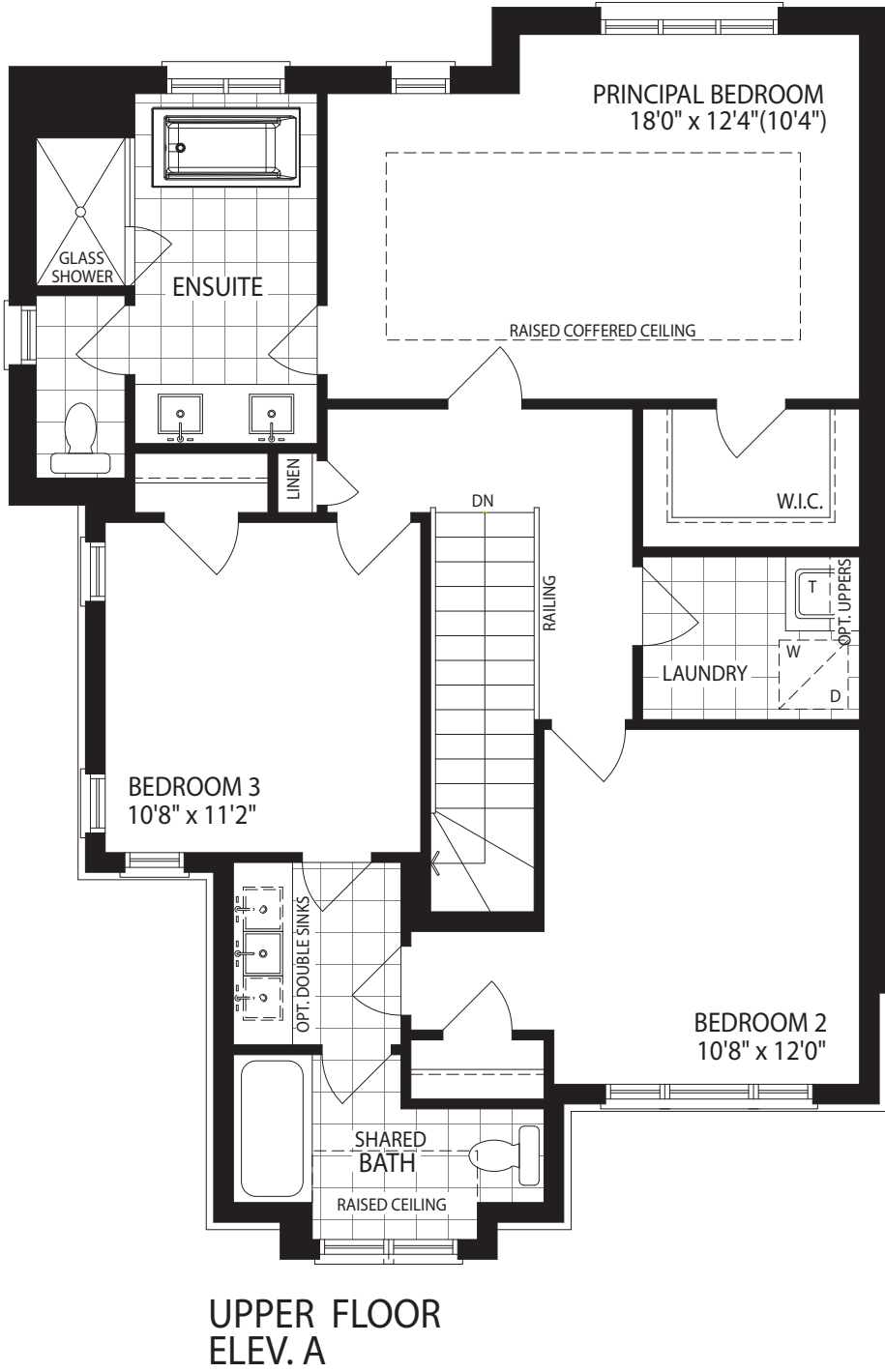
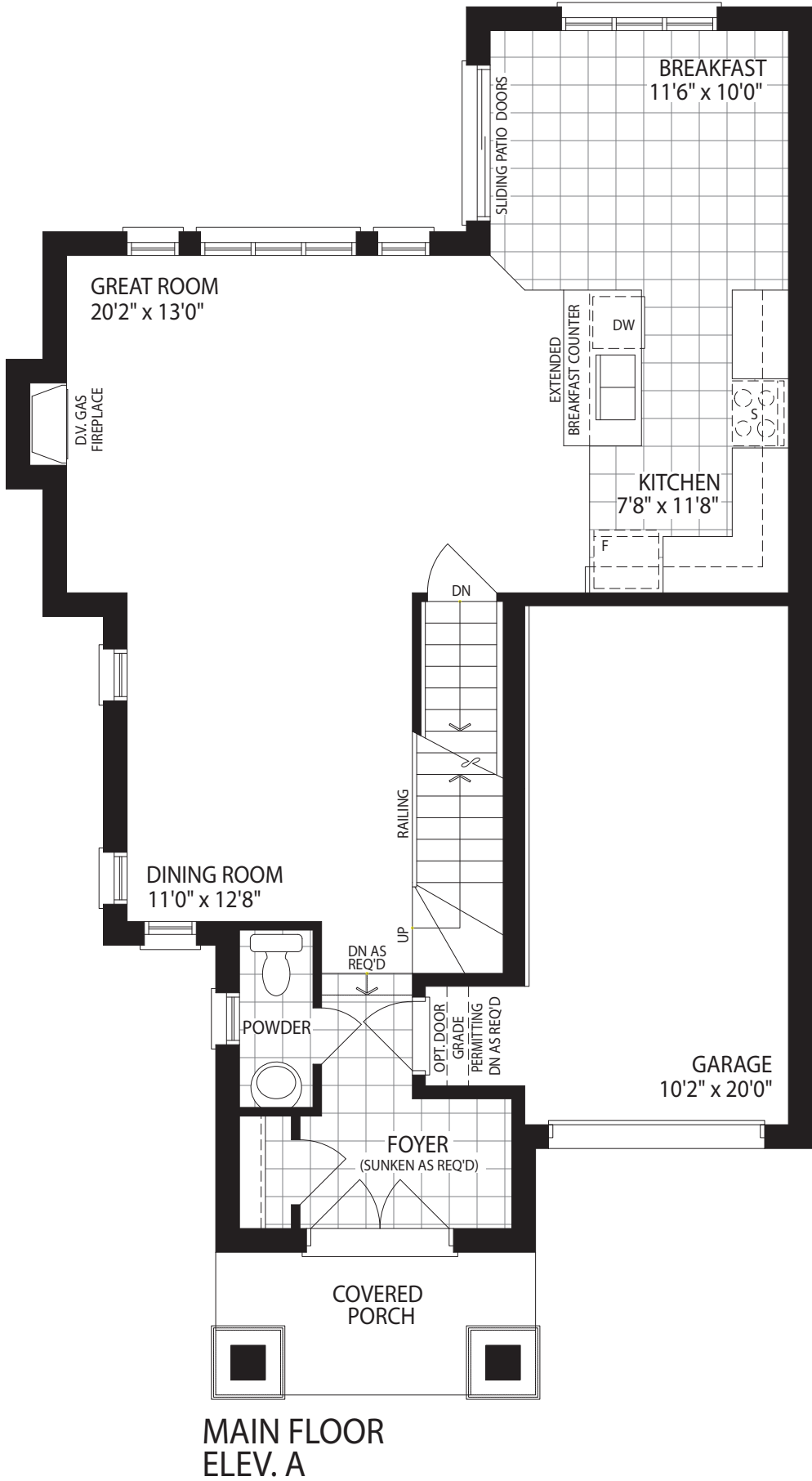
THE PROVIDENCE



ELEVATION A | 1945 SQ. FT.



ELEVATION B | 1935 SQ. FT.



The floor plans and elevations shown are pre-construction plans and may be revised or improved as necessitated by architectural controls and the construction process. The measurements adhere to the rules and regulations of the TARION Warranty Corporation's official method for the calculation of floor area. Actual usable floor space and room dimensions may vary from the stated floor area. Railings on front porch only where required by O.B.C. Locations of furnace, hot water tank, HRV, sump pump (if applicable), posts and beams may vary and are to be determined by Vendor and Architect, Purchasers shall be deemed to accept the same. All images and renderings are artist concept only and subject to change. Side windows only if siting permits. E. & O. E. 2805

THE CORNWALL

2015 SQ. FT. ► ELEV. A & B

28' DETACHED



ELEVATION A



ELEVATION B

The floor plans and elevations shown are pre-construction plans and may be revised or improved as necessitated by architectural controls and the construction process. The measurements adhere to the rules and regulations of the TARION Warranty Corporation's official method for the calculation of floor area. Actual usable floor space and room dimensions may vary from the stated floor area. Railings on front porch only where required by O.B.C. Locations of furnace, hot water tank, HRV, sump pump (if applicable), posts and beams may vary and are to be determined by Vendor and Architect. Purchasers shall be deemed to accept the same. All images and renderings are artist concept only and subject to change. Side windows only if siting permits. E. & O. E. 2802

28' DETACHED

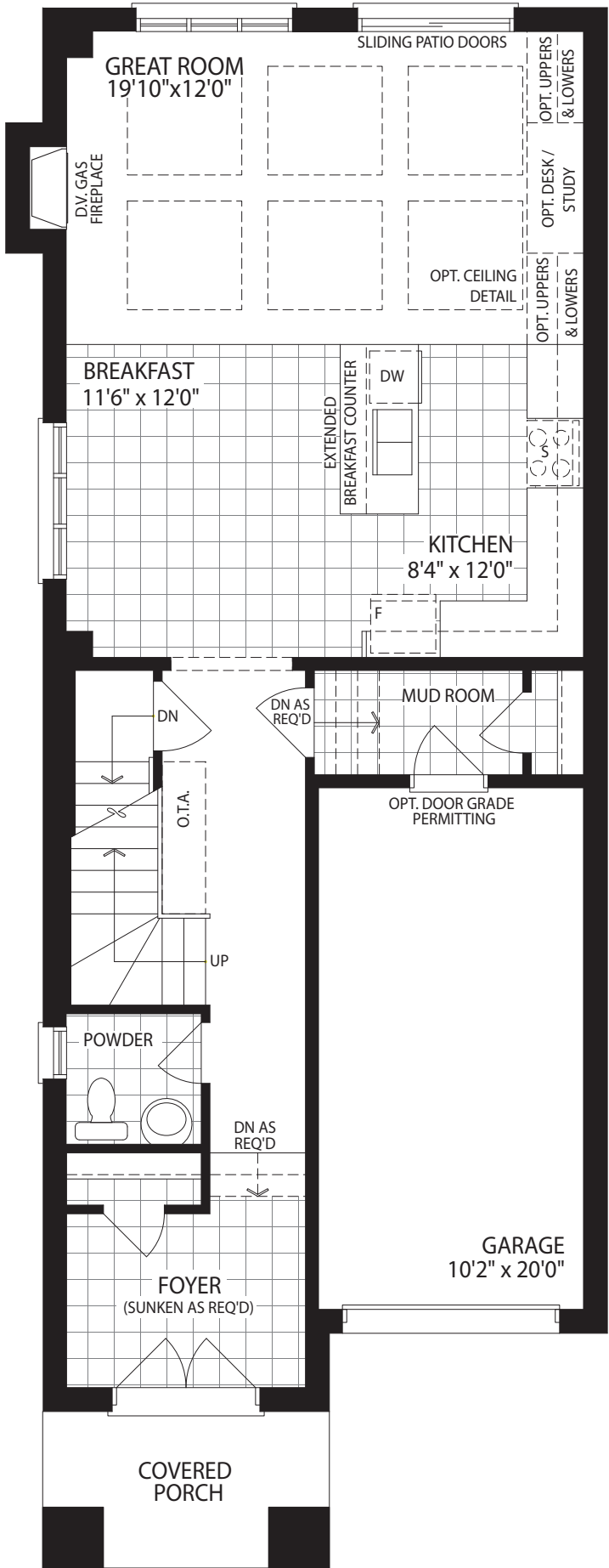
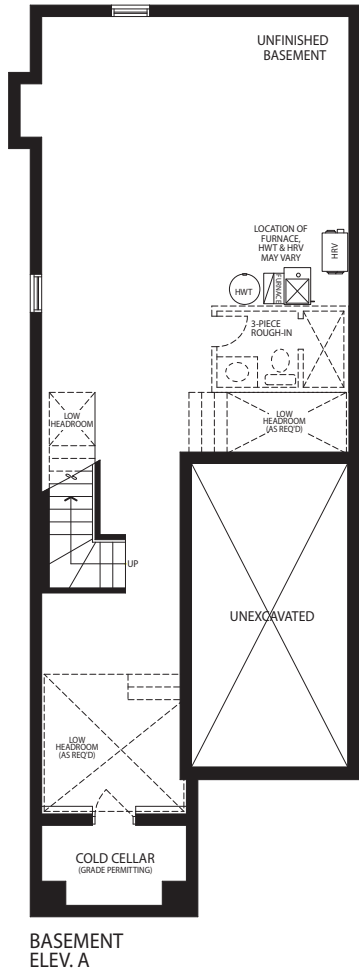
THE CORNWALL



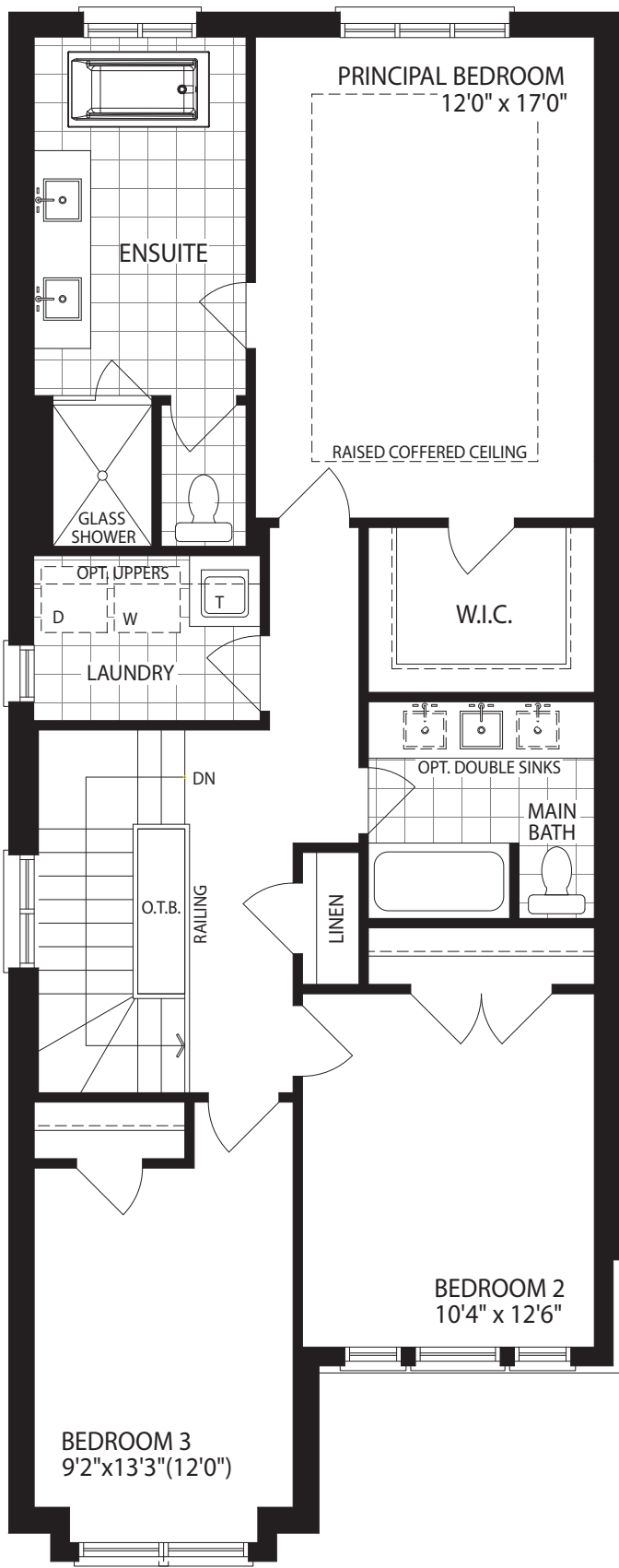
ELEVATION A | 2015 SQ. FT.



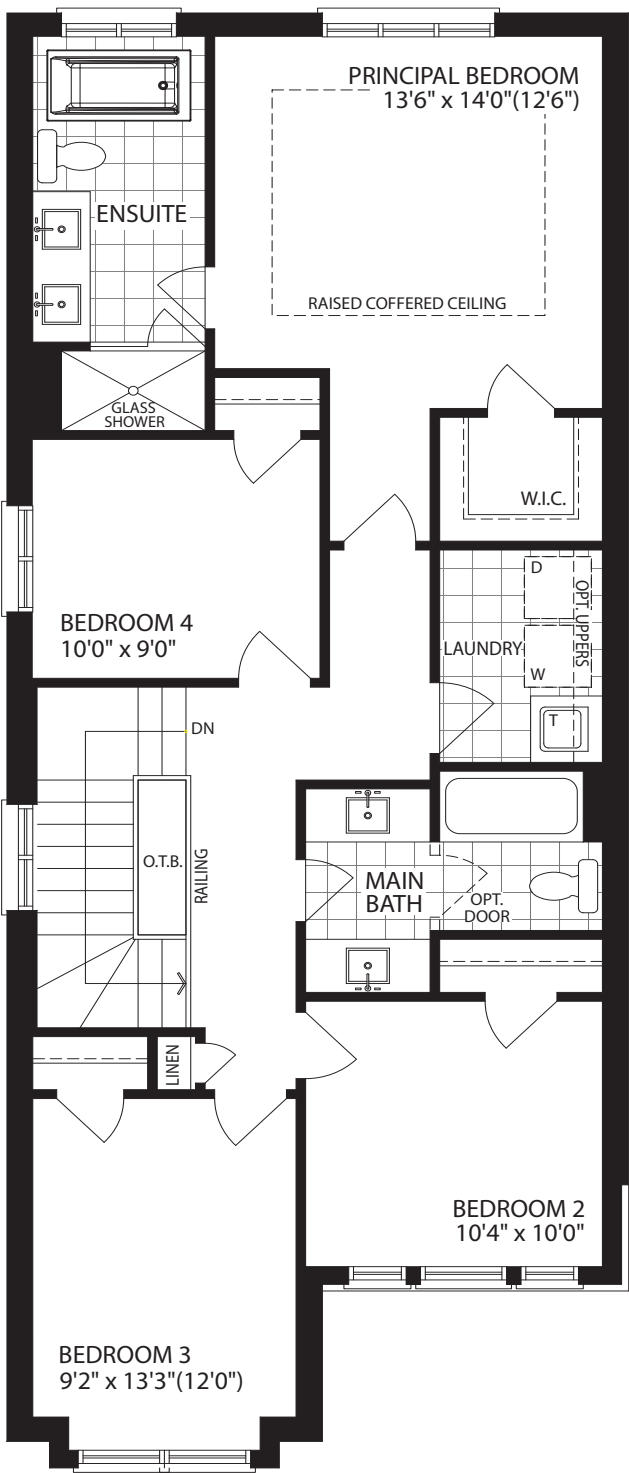
ELEVATION B | 2015 SQ. FT.



MAIN FLOOR
ELEV. A



UPPER FLOOR
ELEV. A



OPT. 4 BEDROOM
UPPER FLOOR
ELEV. A

The floor plans and elevations shown are pre-construction plans and may be revised or improved as necessitated by architectural controls and the construction process. The measurements adhere to the rules and regulations of the TARION Warranty Corporation's official method for the calculation of floor area. Actual usable floor space and room dimensions may vary from the stated floor area. Railings on front porch only where required by O.B.C. Locations of furnace, hot water tank, HRV, sump pump (if applicable), posts and beams may vary and are to be determined by Vendor and Architect, Purchasers shall be deemed to accept the same. All images and renderings are artist concept only and subject to change. Side windows only if siting permits. E. & O. E. 2802

THE DARTMOUTH

2185 SQ. FT. ► ELEV. A & B

28' DETACHED



ELEVATION A



ELEVATION B

The floor plans and elevations shown are pre-construction plans and may be revised or improved as necessitated by architectural controls and the construction process. The measurements adhere to the rules and regulations of the TARION Warranty Corporation's official method for the calculation of floor area. Actual usable floor space and room dimensions may vary from the stated floor area. Railings on front porch only where required by O.B.C. Locations of furnace, hot water tank, HRV, sump pump (if applicable), posts and beams may vary and are to be determined by Vendor and Architect. Purchasers shall be deemed to accept the same. All images and renderings are artist concept only and subject to change. Side windows only if siting permits. E. & O. E. 2803

28' DETACHED

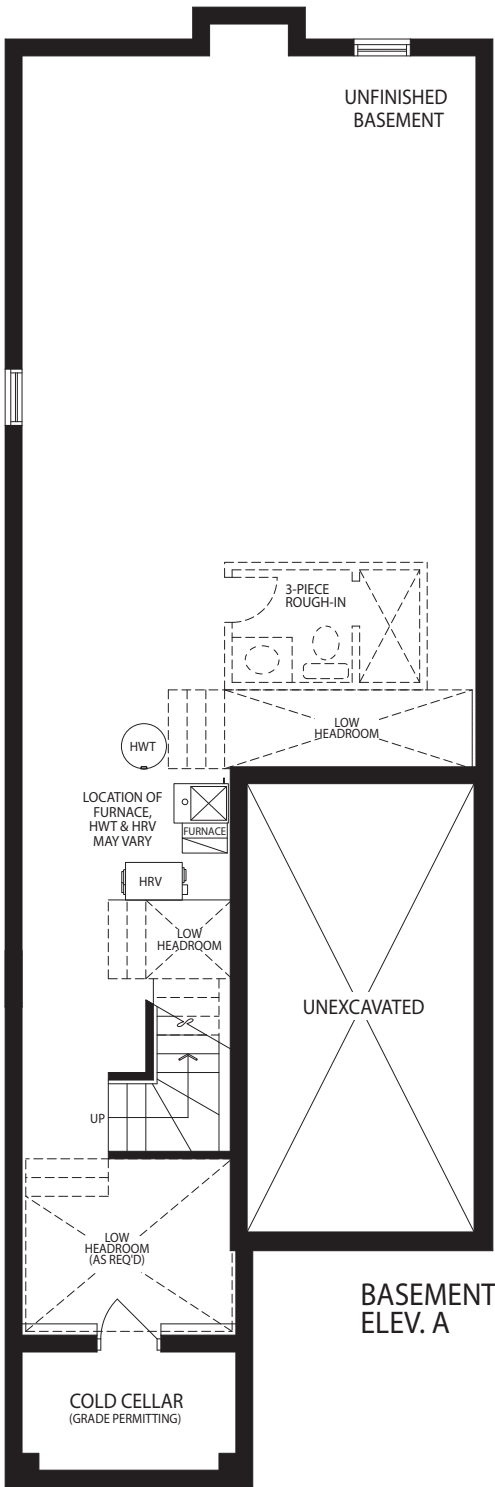
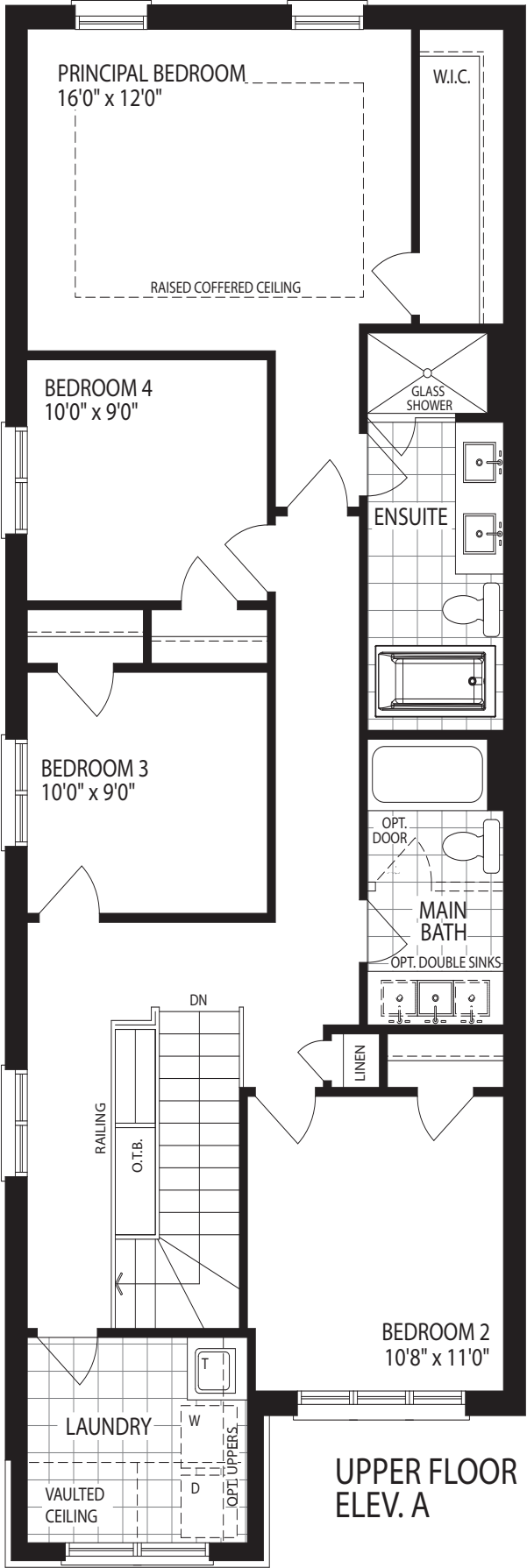
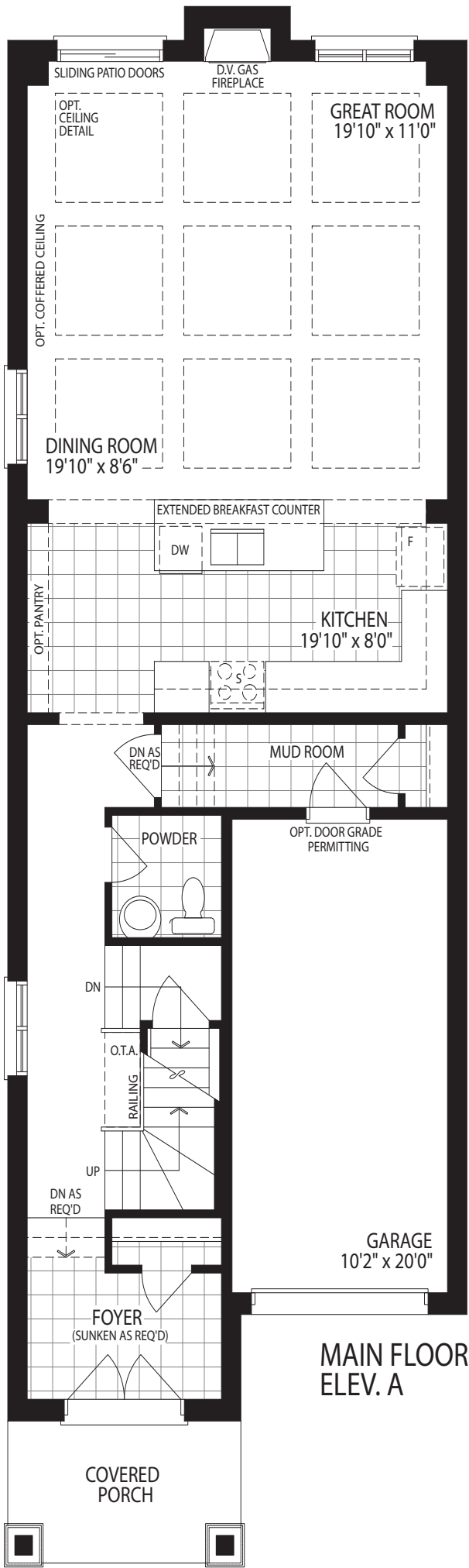
THE DARTMOUTH



ELEVATION A | 2185 SQ. FT.



ELEVATION B | 2185 SQ. FT.



The floor plans and elevations shown are pre-construction plans and may be revised or improved as necessitated by architectural controls and the construction process. The measurements adhere to the rules and regulations of the TARION Warranty Corporation's official method for the calculation of floor area. Actual usable floor space and room dimensions may vary from the stated floor area. Railings on front porch only where required by O.B.C. Locations of furnace, hot water tank, HRV, sump pump (if applicable), posts and beams may vary and are to be determined by Vendor and Architect. Purchasers shall be deemed to accept the same. All images and renderings are artist concept only and subject to change. Side windows only if siting permits. E. & O. E. 2803

THE VANDERBILT

2335 SQ. FT. ► ELEV. A & B

28' DETACHED



ELEVATION A



ELEVATION B

The floor plans and elevations shown are pre-construction plans and may be revised or improved as necessitated by architectural controls and the construction process. The measurements adhere to the rules and regulations of the TARION Warranty Corporation's official method for the calculation of floor area. Actual usable floor space and room dimensions may vary from the stated floor area. Railings on front porch only where required by O.B.C. Locations of furnace, hot water tank, HRV, sump pump (if applicable), posts and beams may vary and are to be determined by Vendor and Architect. Purchasers shall be deemed to accept the same. All images and renderings are artist concept only and subject to change. Side windows only if siting permits. E. & O. E. 2804

28' DETACHED

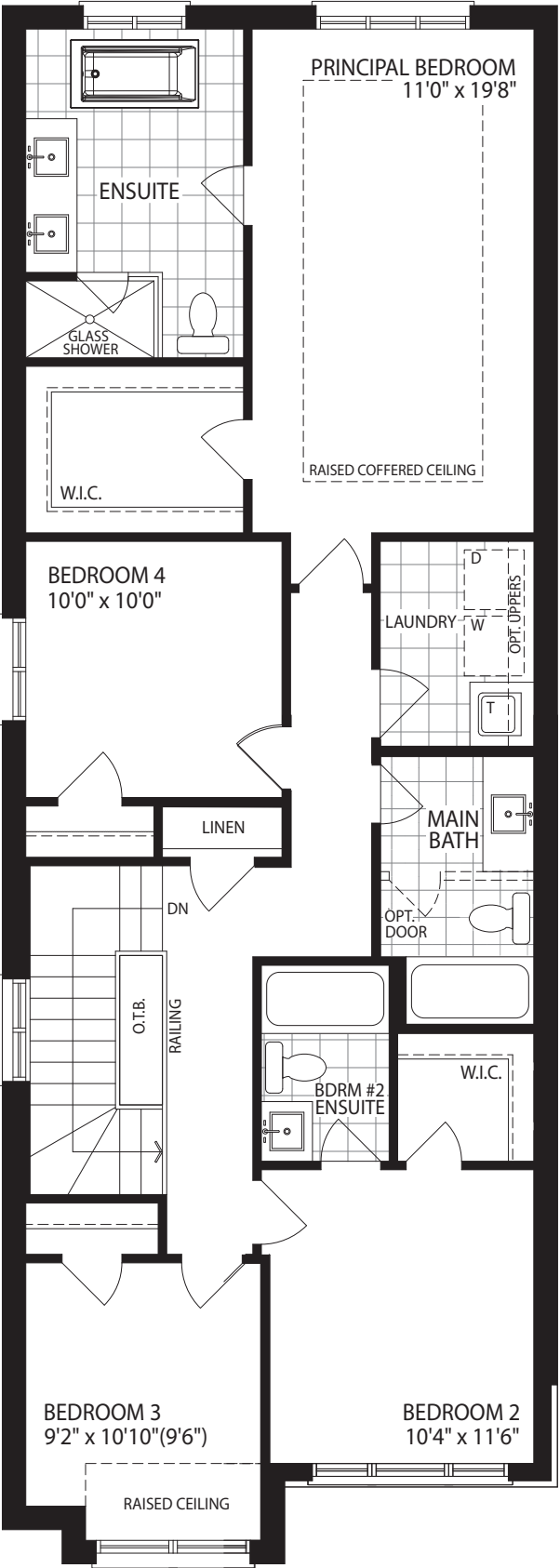
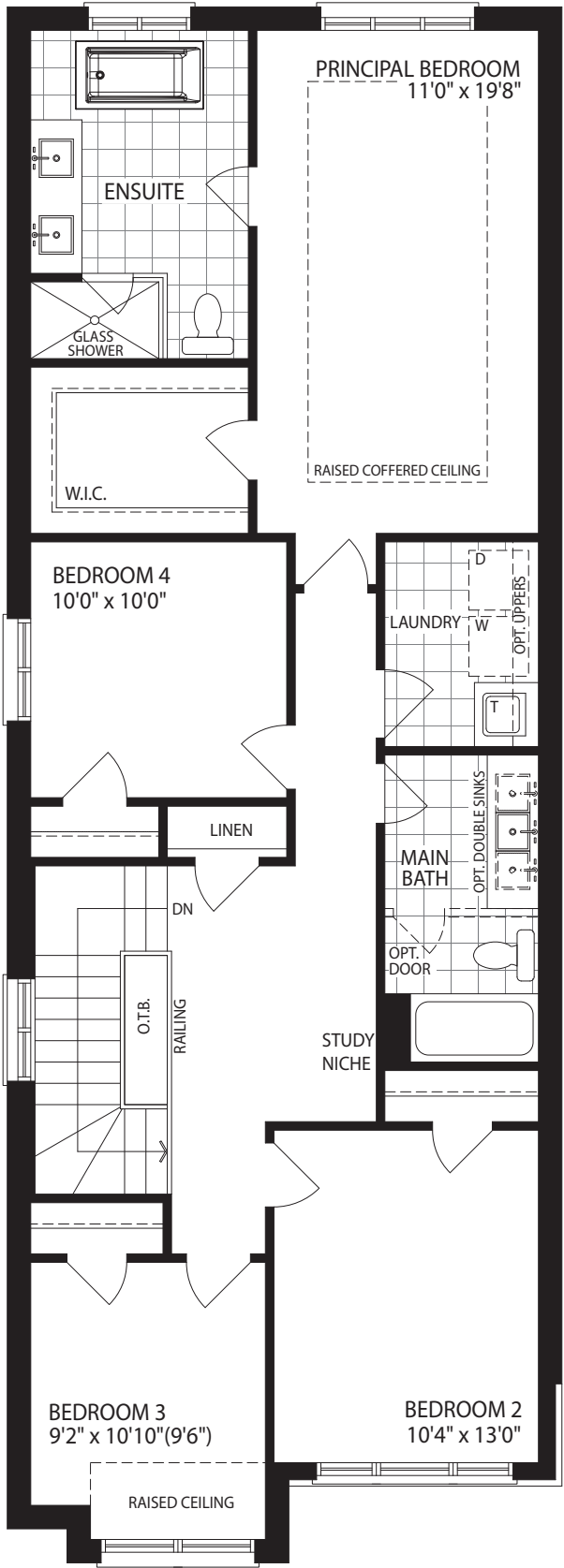
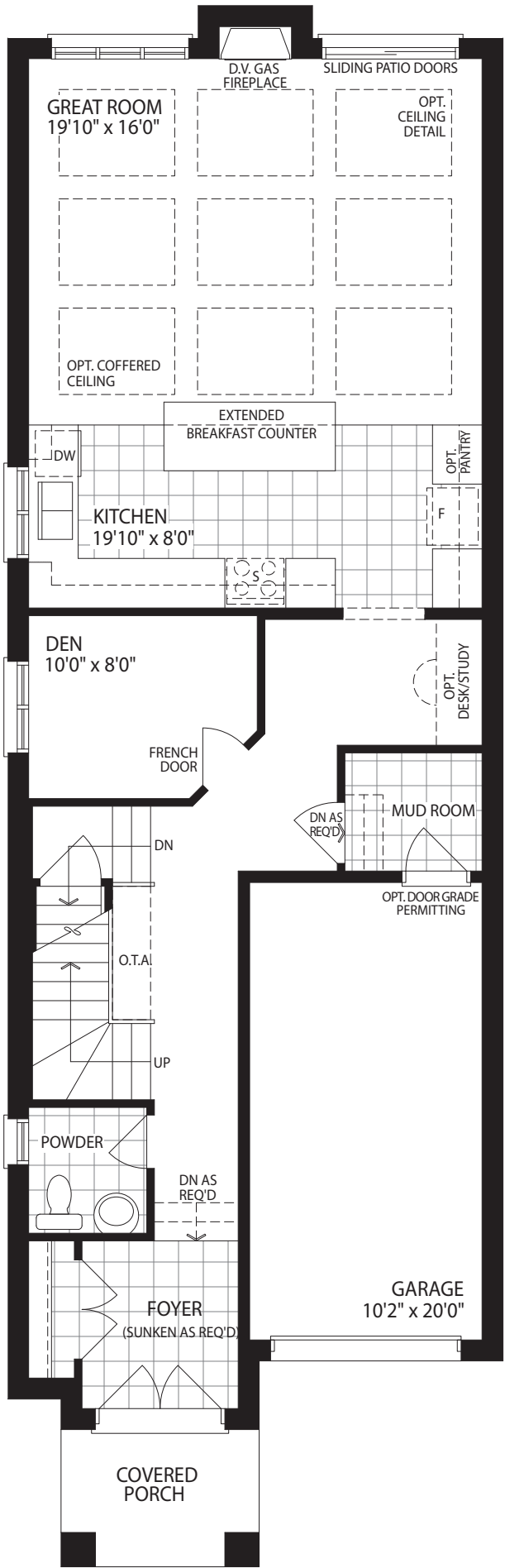
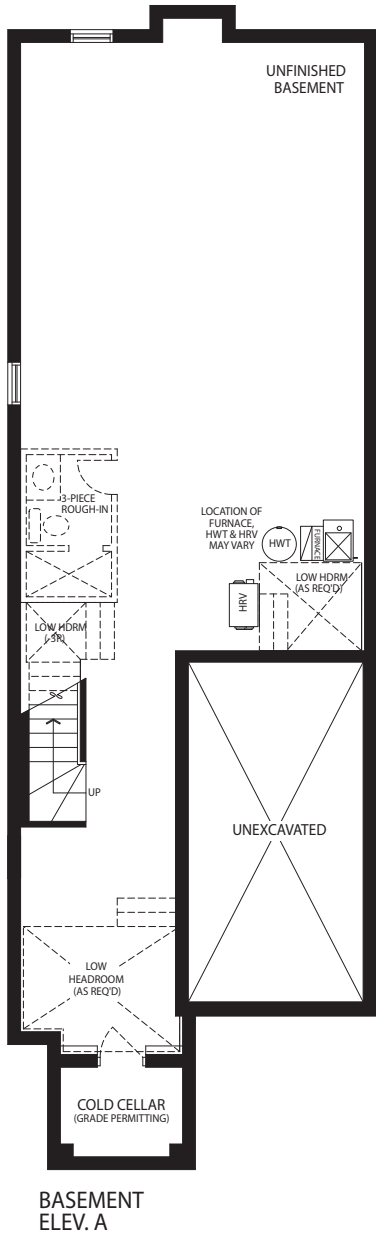
THE VANDERBILT



ELEVATION A | 2335 SQ. FT.



ELEVATION B | 2335 SQ. FT.



The floor plans and elevations shown are pre-construction plans and may be revised or improved as necessitated by architectural controls and the construction process. The measurements adhere to the rules and regulations of the TARION Warranty Corporation's official method for the calculation of floor area. Actual usable floor space and room dimensions may vary from the stated floor area. Railings on front porch only where required by O.B.C. Locations of furnace, hot water tank, HRV, sump pump (if applicable), posts and beams may vary and are to be determined by Vendor and Architect. Purchasers shall be deemed to accept the same. All images and renderings are artist concept only and subject to change. Side windows only if siting permits. E. & O. E. 2804

THE BRENTWOOD

2415 SQ. FT. ► ELEV. A
2420 SQ. FT. ► ELEV. B

36' DETACHED



ELEVATION A



ELEVATION B

The floor plans and elevations shown are pre-construction plans and may be revised or improved as necessitated by architectural controls and the construction process. The measurements adhere to the rules and regulations of the TARION Warranty Corporation's official method for the calculation of floor area. Actual usable floor space and room dimensions may vary from the stated floor area. Railings on front porch only where required by O.B.C. Locations of furnace, hot water tank, HRV, sump pump (if applicable), posts and beams may vary and are to be determined by Vendor and Architect, Purchasers shall be deemed to accept the same. All images and renderings are artist concept only and subject to change. Side windows only if siting permits. E. & O. E. 3601

36' DETACHED

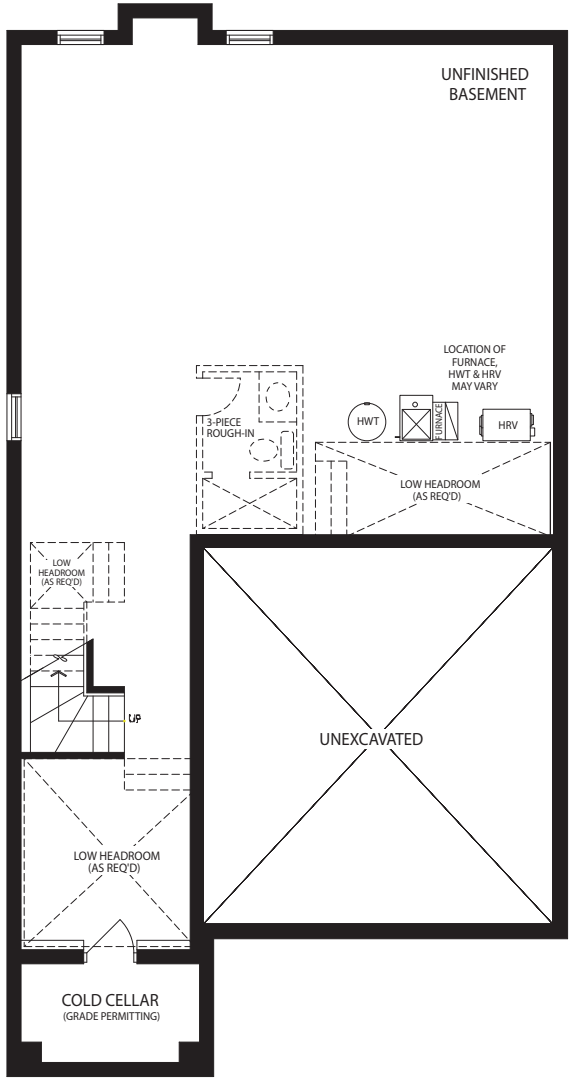
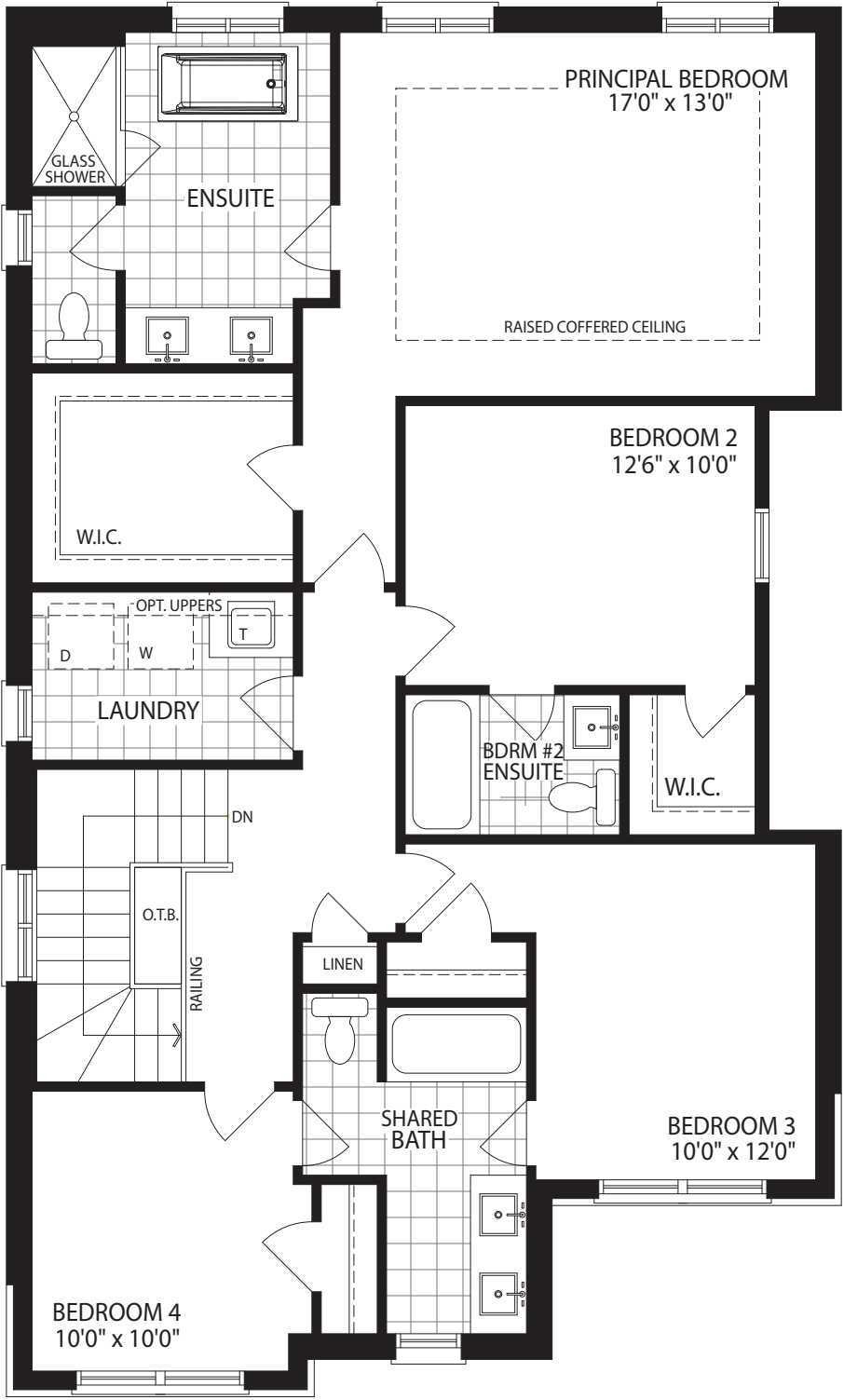
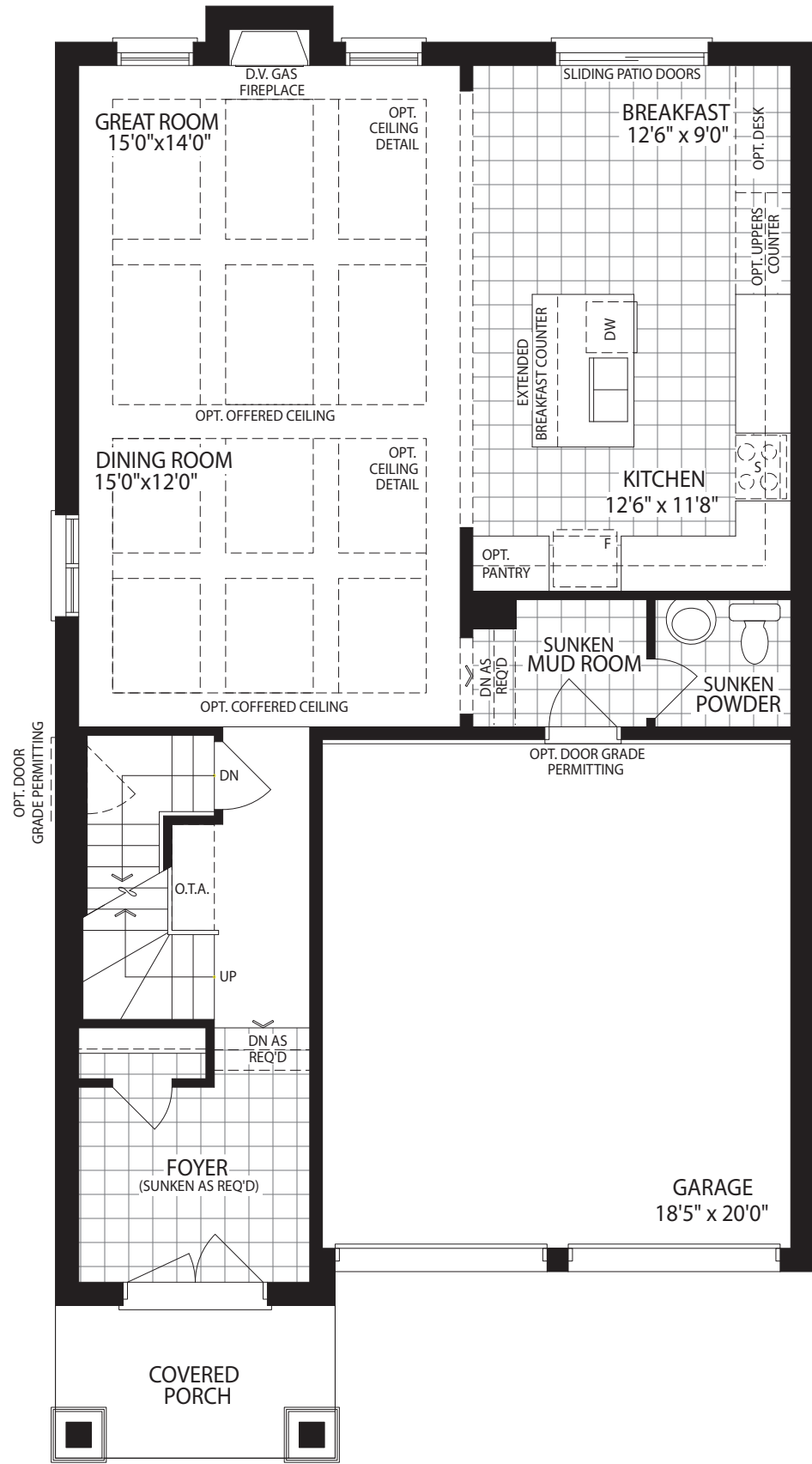
THE BRENTWOOD



ELEVATION A | 2415 SQ. FT.



ELEVATION B | 2420 SQ. FT.



The floor plans and elevations shown are pre-construction plans and may be revised or improved as necessitated by architectural controls and the construction process. The measurements adhere to the rules and regulations of the TARION Warranty Corporation's official method for the calculation of floor area. Actual usable floor space and room dimensions may vary from the stated floor area. Railings on front porch only where required by O.B.C. Locations of furnace, hot water tank, HRV, sump pump (if applicable), posts and beams may vary and are to be determined by Vendor and Architect; Purchasers shall be deemed to accept the same. All images and renderings are artist concept only and subject to change. Side windows only if siting permits. E. & O. E. 3601

THE CAMBRIDGE

2625 SQ. FT. ► ELEV. A
2615 SQ. FT. ► ELEV. B

36' DETACHED



ELEVATION A



ELEVATION B

The floor plans and elevations shown are pre-construction plans and may be revised or improved as necessitated by architectural controls and the construction process. The measurements adhere to the rules and regulations of the TARION Warranty Corporation's official method for the calculation of floor area. Actual usable floor space and room dimensions may vary from the stated floor area. Railings on front porch only where required by O.B.C. Locations of furnace, hot water tank, HRV, sump pump (if applicable), posts and beams may vary and are to be determined by Vendor and Architect. Purchasers shall be deemed to accept the same. All images and renderings are artist concept only and subject to change. Side windows only if siting permits. E. & O. E. 3602

36' DETACHED

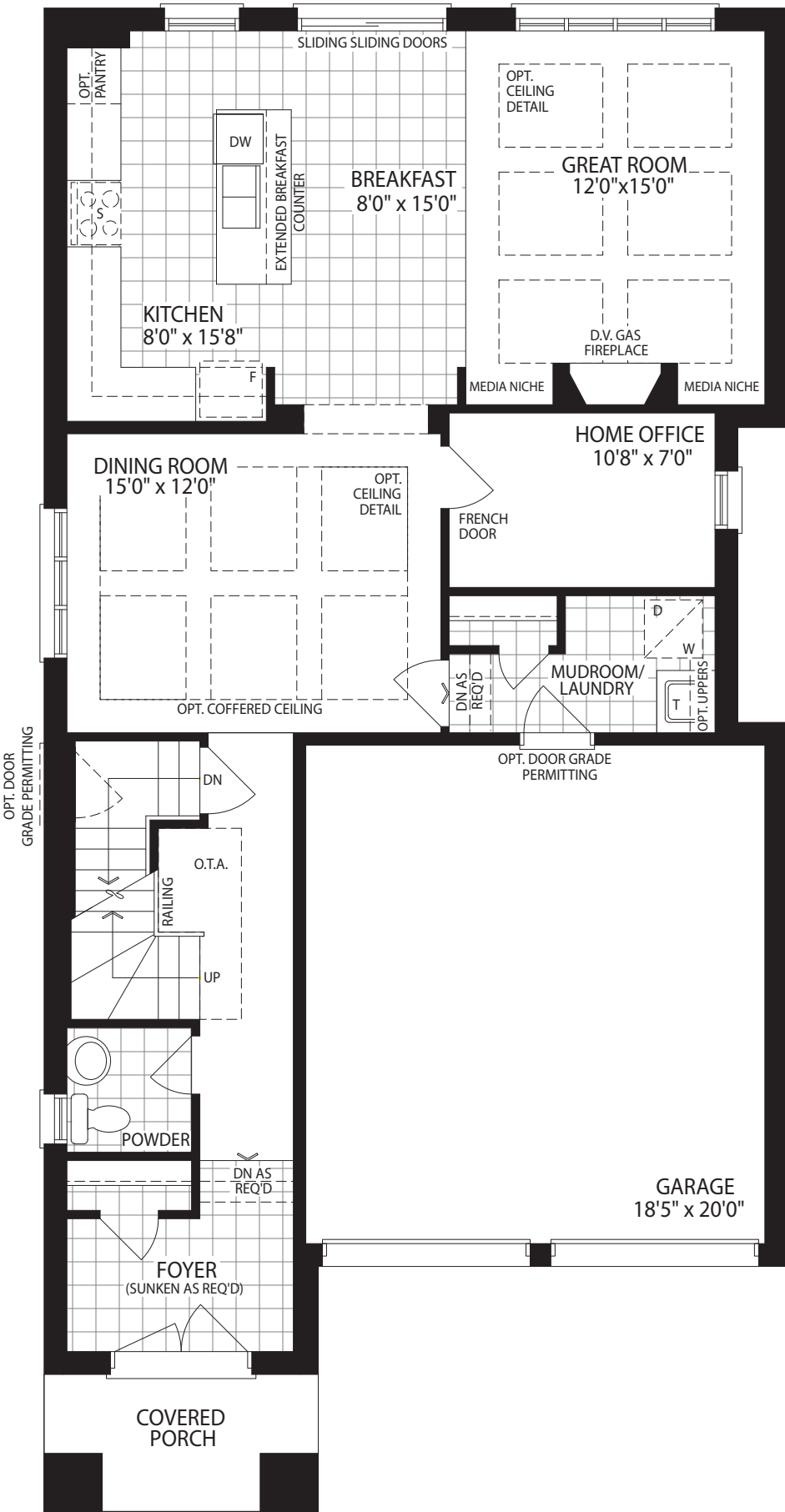
THE CAMBRIDGE



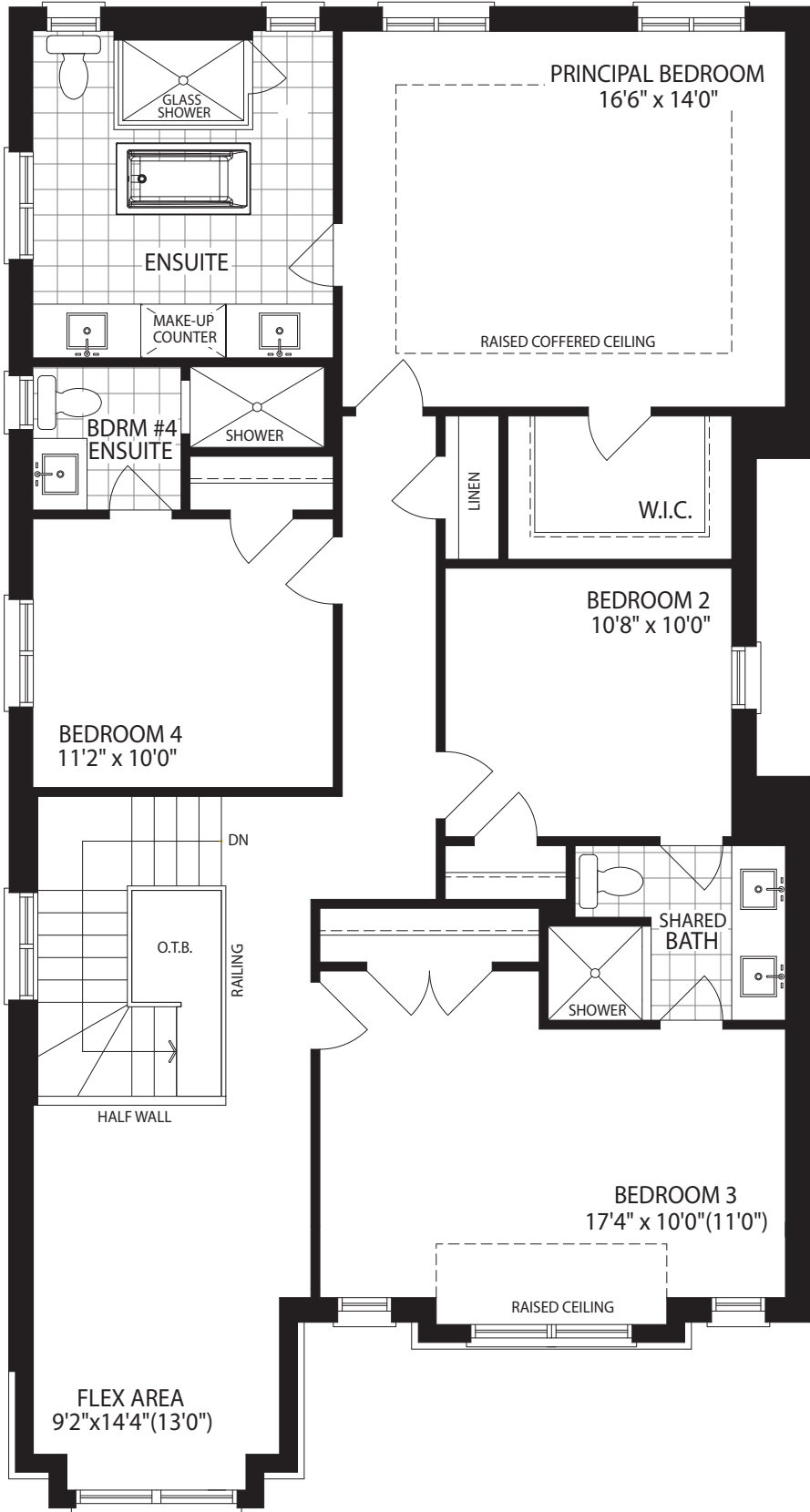
ELEVATION A | 2625 SQ. FT.



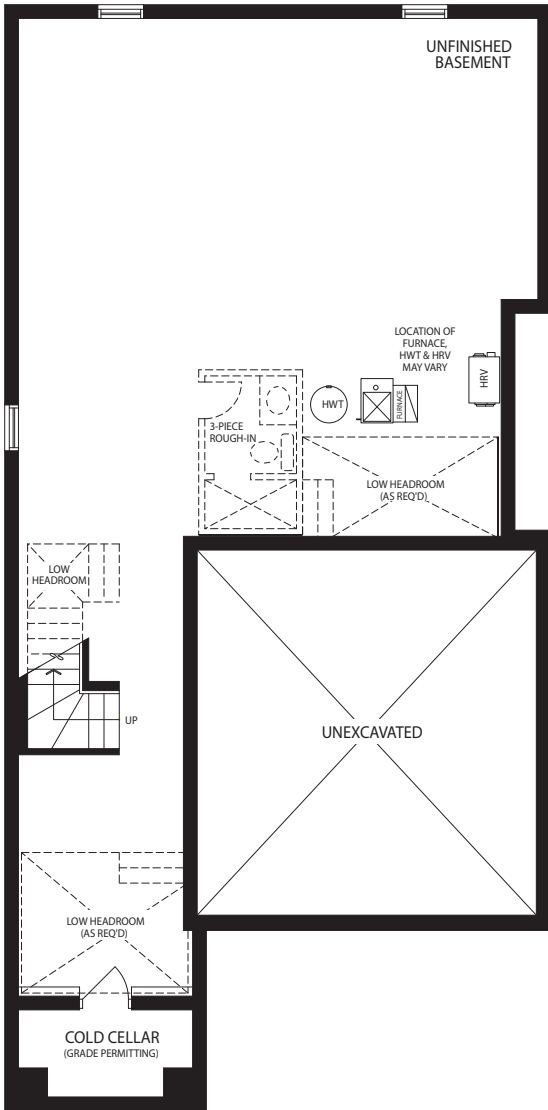
ELEVATION B | 2615 SQ. FT.



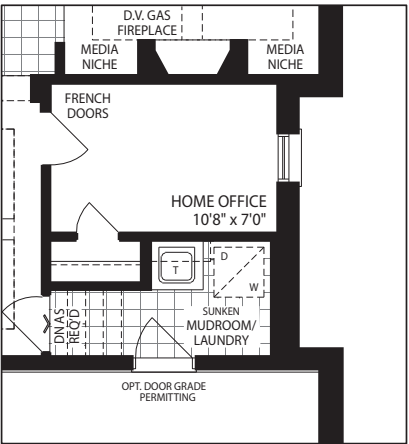
MAIN FLOOR
ELEV. A



UPPER FLOOR
ELEV. A



BASEMENT
ELEV. A



MAIN FLOOR
OPT. MUD ROOM
ELEV. A

The floor plans and elevations shown are pre-construction plans and may be revised or improved as necessitated by architectural controls and the construction process. The measurements adhere to the rules and regulations of the TARION Warranty Corporation's official method for the calculation of floor area. Actual usable floor space and room dimensions may vary from the stated floor area. Railings on front porch only where required by O.B.C. Locations of furnace, hot water tank, HRV, sump pump (if applicable), posts and beams may vary and are to be determined by Vendor and Architect, Purchasers shall be deemed to accept the same. All images and renderings are artist concept only and subject to change. Side windows only if siting permits. E. & O. E. 3602

THE HARVARD

2810 SQ. FT. ► ELEV. A & B

36' DETACHED



ELEVATION A



ELEVATION B

The floor plans and elevations shown are pre-construction plans and may be revised or improved as necessitated by architectural controls and the construction process. The measurements adhere to the rules and regulations of the TARION Warranty Corporation's official method for the calculation of floor area. Actual usable floor space and room dimensions may vary from the stated floor area. Railings on front porch only where required by O.B.C. Locations of furnace, hot water tank, HRV, sump pump (if applicable), posts and beams may vary and are to be determined by Vendor and Architect. Purchasers shall be deemed to accept the same. All images and renderings are artist concept only and subject to change. Side windows only if siting permits. E. & O. E. 3603

36' DETACHED

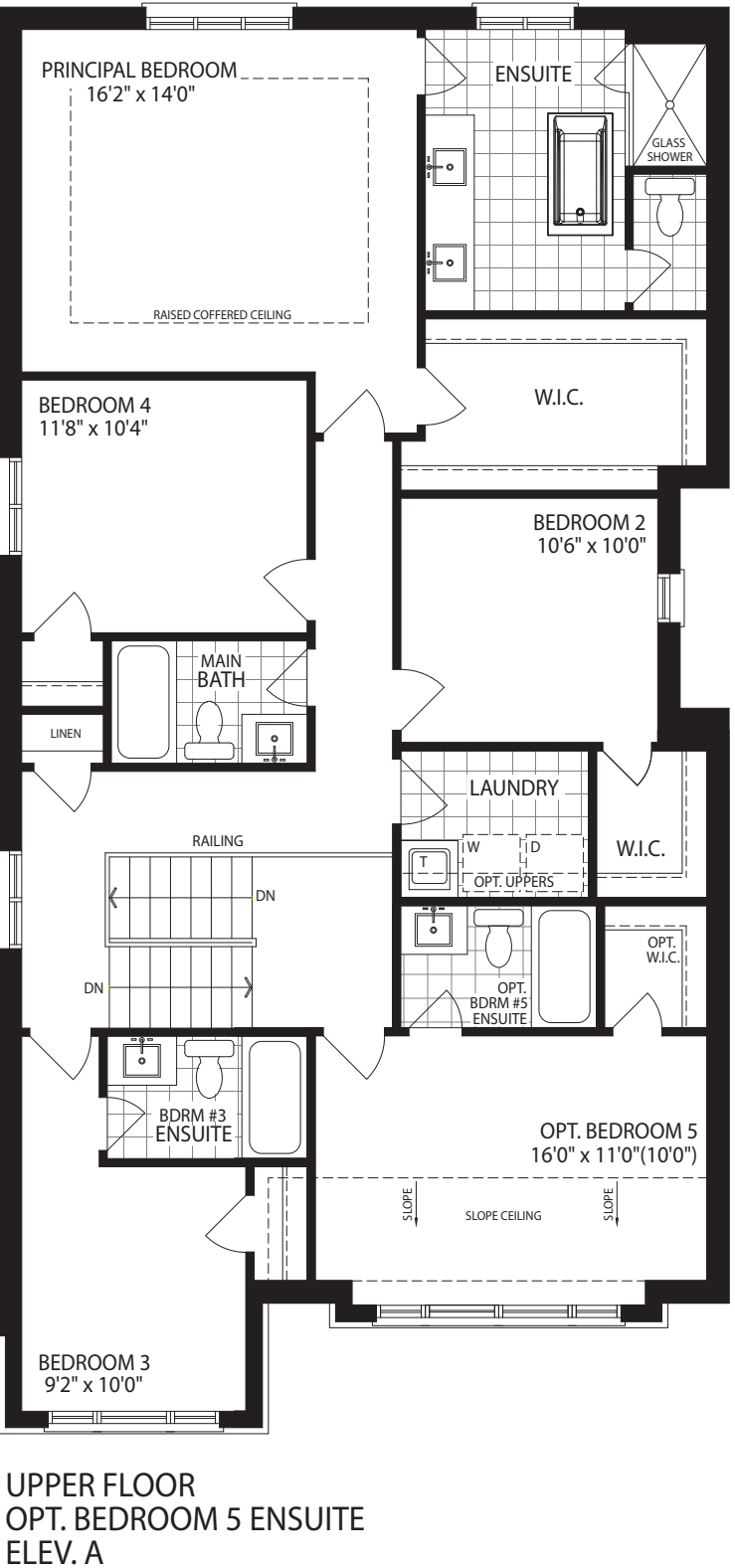
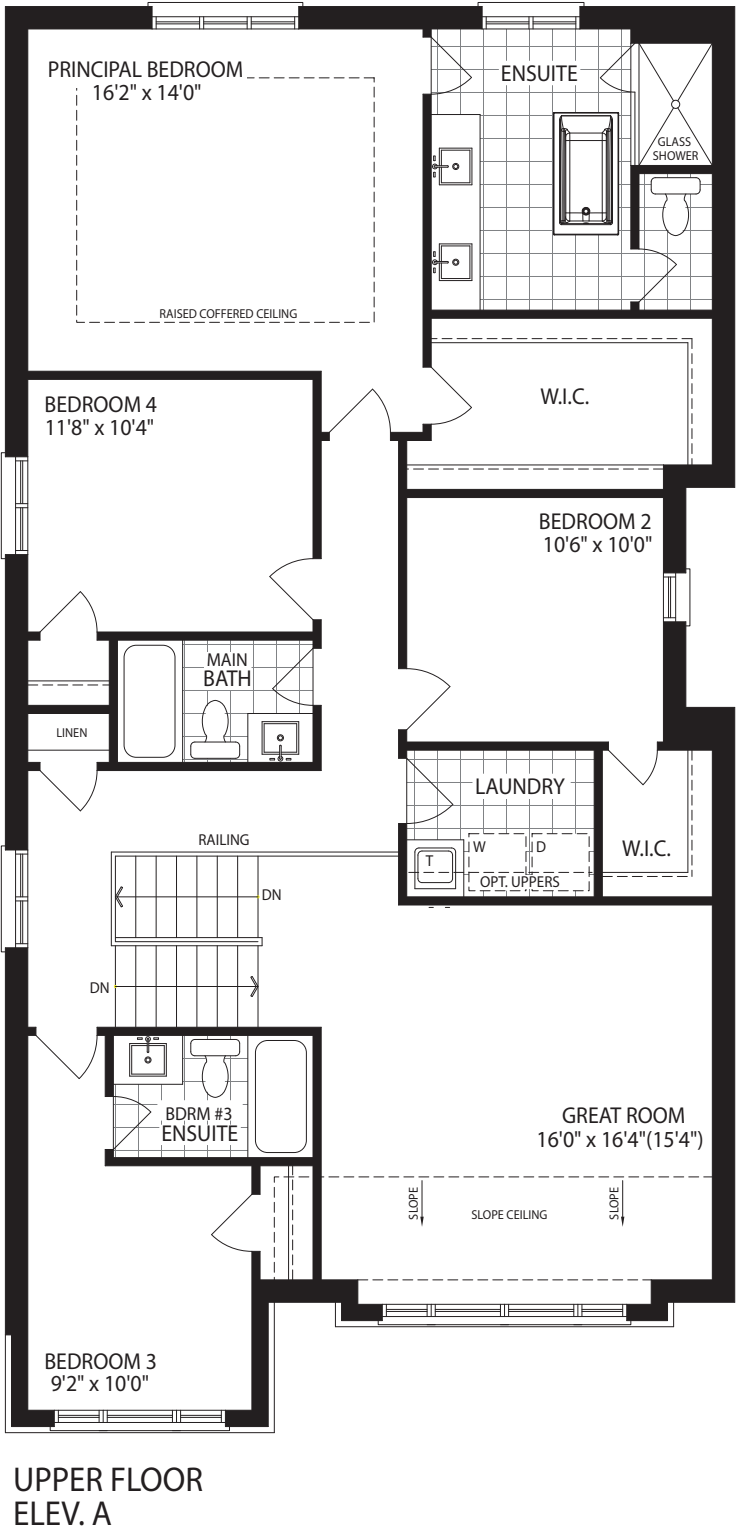
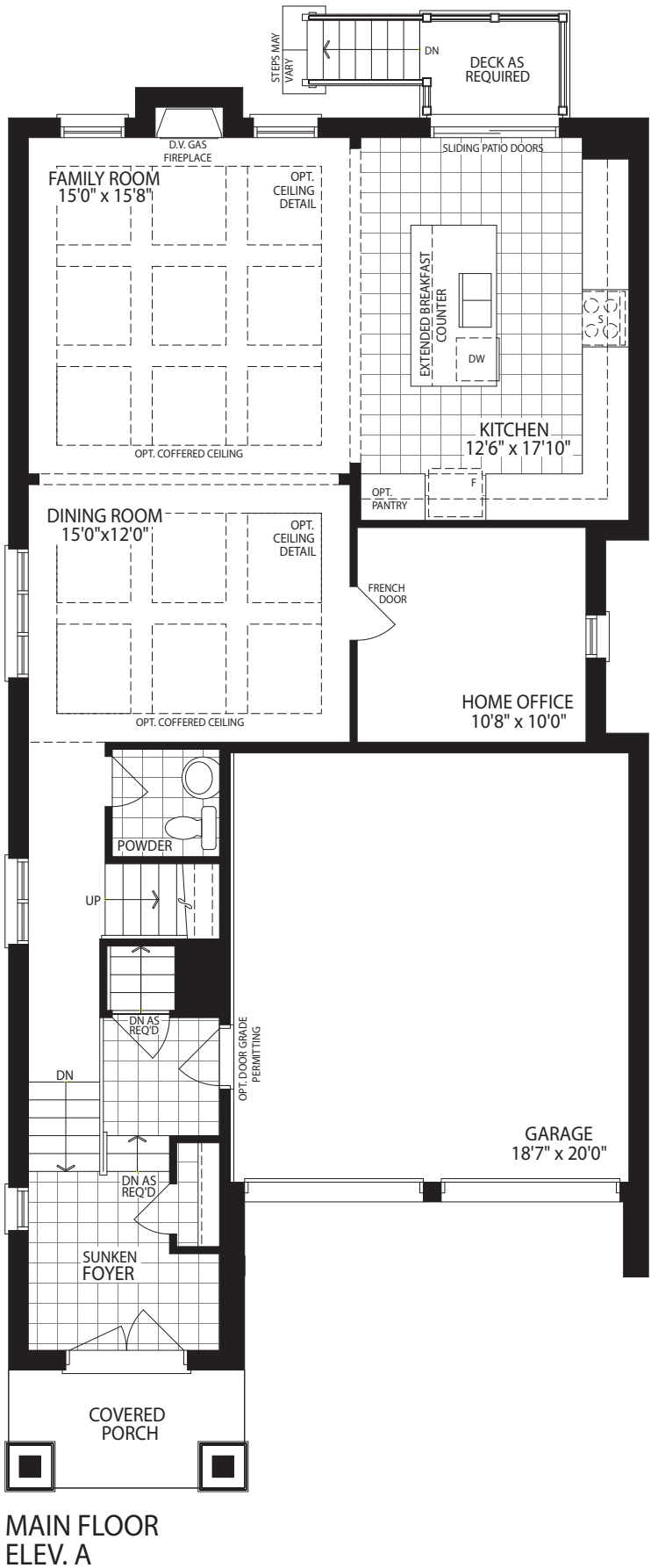
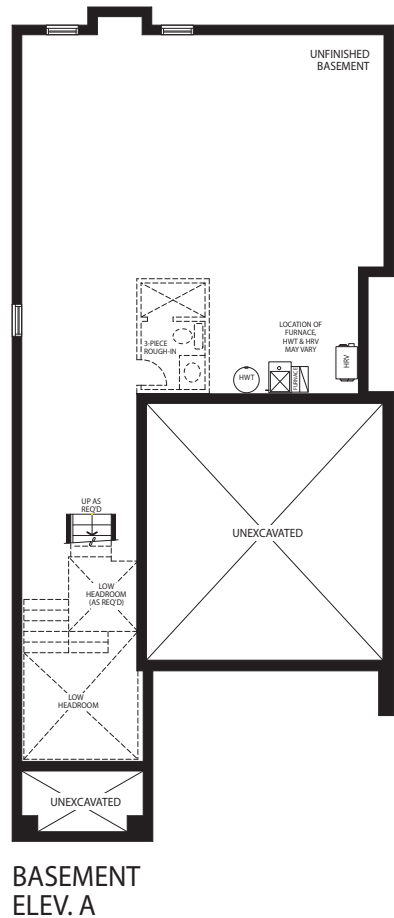
THE HARVARD



ELEVATION A | 2810 SQ. FT.



ELEVATION B | 2810 SQ. FT.



The floor plans and elevations shown are pre-construction plans and may be revised or improved as necessitated by architectural controls and the construction process. The measurements adhere to the rules and regulations of the TARION Warranty Corporation's official method for the calculation of floor area. Actual usable floor space and room dimensions may vary from the stated floor area. Railings on front porch only where required by O.B.C. Locations of furnace, hot water tank, HRV, sump pump (if applicable), posts and beams may vary and are to be determined by Vendor and Architect, Purchasers shall be deemed to accept the same. All images and renderings are artist concept only and subject to change. Side windows only if siting permits. E. & O. E. 3603

THE MONARCH

3005 SQ. FT. ► ELEV. A & B

36' DETACHED



ELEVATION A



ELEVATION B

The floor plans and elevations shown are pre-construction plans and may be revised or improved as necessitated by architectural controls and the construction process. The measurements adhere to the rules and regulations of the TARION Warranty Corporation's official method for the calculation of floor area. Actual usable floor space and room dimensions may vary from the stated floor area. Railings on front porch only where required by O.B.C. Locations of furnace, hot water tank, HRV, sump pump (if applicable), posts and beams may vary and are to be determined by Vendor and Architect. Purchasers shall be deemed to accept the same. All images and renderings are artist concept only and subject to change. Side windows only if siting permits. E. & O. E. 3604

36' DETACHED

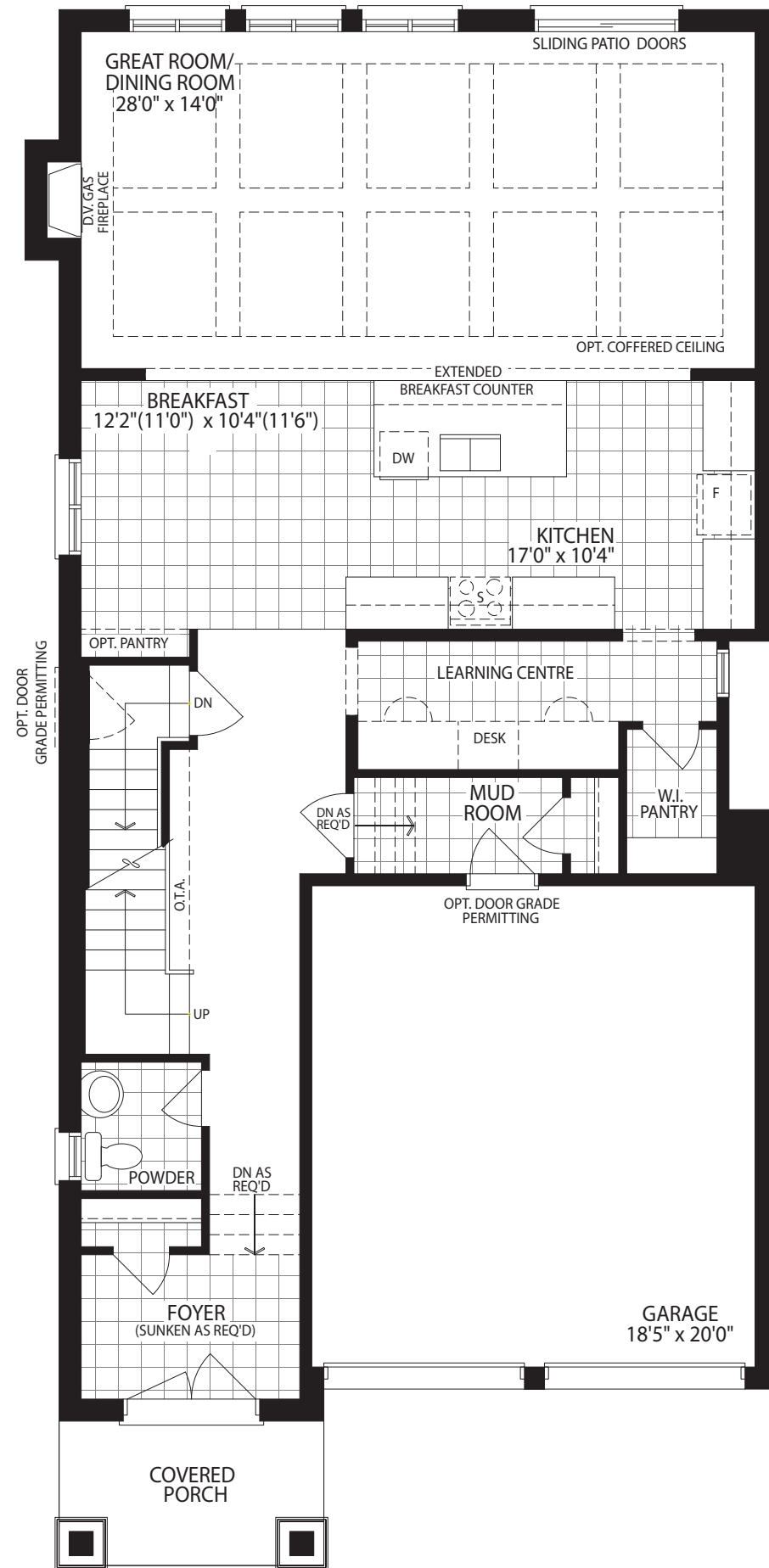
THE MONARCH



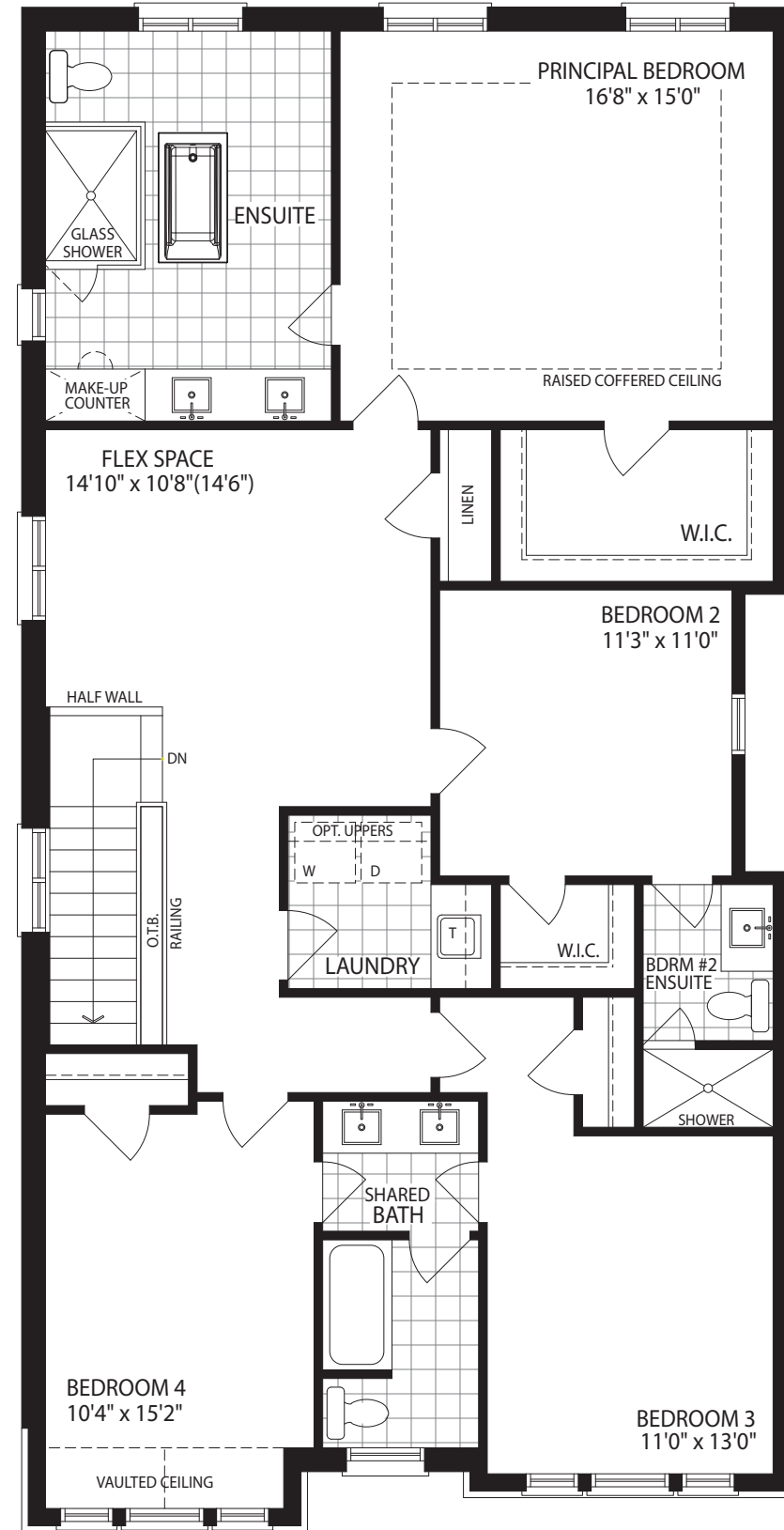
ELEVATION A | 3005 SQ. FT.



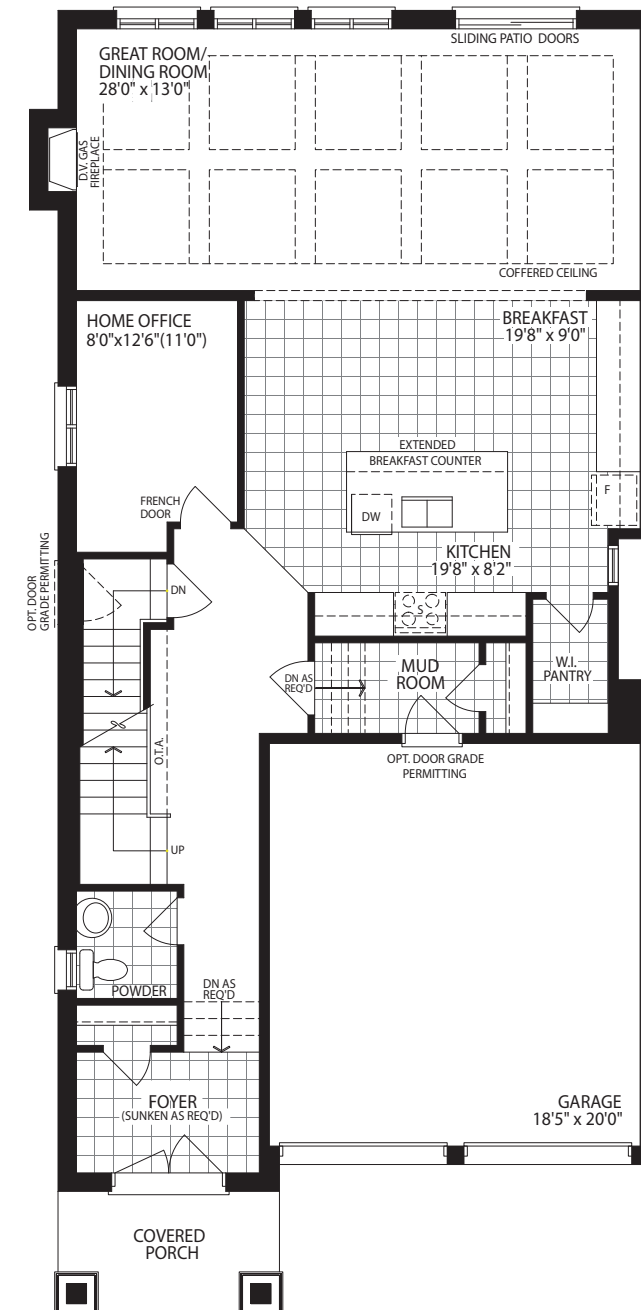
ELEVATION B | 3005 SQ. FT.



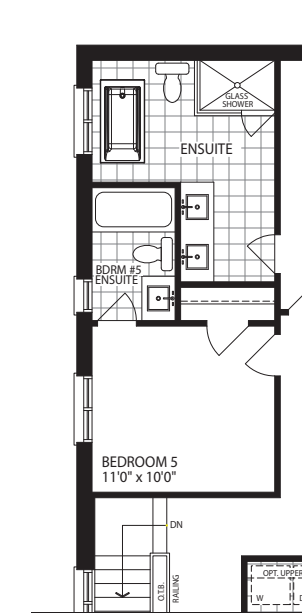
MAIN FLOOR
ELEV. A



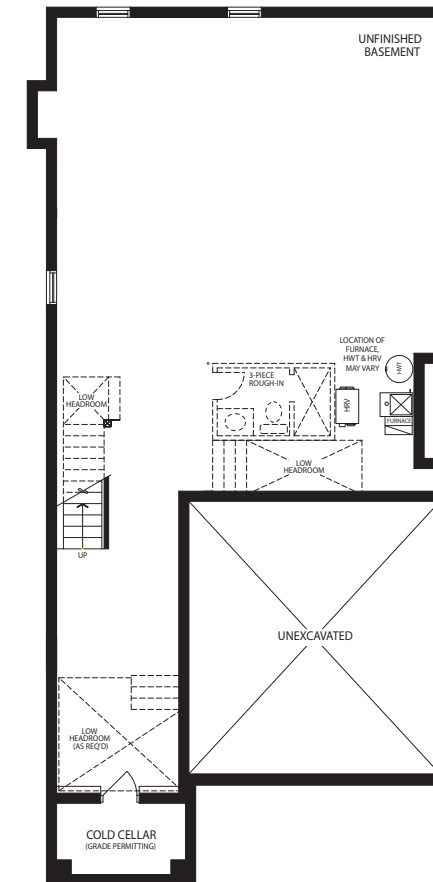
UPPER FLOOR
ELEV. A



OPT. MAIN FLOOR
ELEV. A



PART. OPT. 5 BEDROOM
WITH ENSUITE
UPPER FLOOR
ELEV. A & B



BASEMENT
ELEV. A

The floor plans and elevations shown are pre-construction plans and may be revised or improved as necessitated by architectural controls and the construction process. The measurements adhere to the rules and regulations of the TARION Warranty Corporation's official method for the calculation of floor area. Actual usable floor space and room dimensions may vary from the stated floor area. Railings on front porch only where required by O.B.C. Locations of furnace, hot water tank, HRV, sump pump (if applicable), posts and beams may vary and are to be determined by Vendor and Architect. Purchasers shall be deemed to accept the same. All images and renderings are artist concept only and subject to change. Side windows only if siting permits. E. & O. E. 3604

THE WESTMINSTER

3180 SQ. FT. ► ELEV. A
3185 SQ. FT. ► ELEV. B

36' DETACHED



ELEVATION A



ELEVATION B

The floor plans and elevations shown are pre-construction plans and may be revised or improved as necessitated by architectural controls and the construction process. The measurements adhere to the rules and regulations of the TARION Warranty Corporation's official method for the calculation of floor area. Actual usable floor space and room dimensions may vary from the stated floor area. Railings on front porch only where required by O.B.C. Locations of furnace, hot water tank, HRV, sump pump (if applicable), posts and beams may vary and are to be determined by Vendor and Architect. Purchasers shall be deemed to accept the same. All images and renderings are artist concept only and subject to change. Side windows only if siting permits. E. & O. E. 3605

36' DETACHED

A two-story house with a gabled roof, stone and brick exterior, and a large front porch with a black door and windows. The house features a prominent front porch with a black door and large windows. The exterior is finished with stone and brick, and the roof is dark shingles. The house is surrounded by landscaping, including trees and shrubs.

[illegible]

TRANSOM WINDOW

PRINCIPAL BEDROOM
16'0" x 15'0" (17'2")
RAISED COFFERED CEILING

ENSUITE
GLASS SHOWER

W.I.C.

FLEX SPACE
15'8" x 12'0"

HALF WALL
DN
O.T.B.
RAILING

LAUNDRY
LINEN
SHOWER
T.I.
W
D
OPT. CUPBDS

SHARED BATH

BDRM #4
ENSUITE
RAISED CEILING

BEDROOM 2
10'5" x 11'0"

BEDROOM 3
12'0" x 14'2"

BEDROOM 4
9'2" (10'4") x 12'0"
VAULTED CEILING

The floor plan shows the second floor with the following rooms and features:





























- Bedroom 5:** Located at the bottom of the plan, measuring 11'8" x 11'0". It has a door leading to a staircase labeled "DN" (down).
- W.I.C. (Walk-In Closet):** A large closet is located between the main bedroom and the ensuite bathroom.
- BDRM #5-ENSUITE:** The bathroom for Bedroom 5, featuring a toilet, a sink, and a bathtub.
- W.I.C. (Walk-In Closet):** A smaller closet is located adjacent to the BDRM #5-ENSUITE.
- ENSUITE:** A large bathroom at the top of the plan, featuring a toilet, a sink, a bathtub, and a glass shower.

The floor plans and elevations shown are pre-construction plans and may be revised or improved as necessitated by architectural controls and the construction process. The measurements adhere to the rules and regulations of the TARION Warranty Corporation's official method for the calculation of floor area. Actual usable floor space and room dimensions may vary from the stated floor area. Railings on front porch only where required by O.B.C. Locations of furnace, hot water tank, HRV, sump pump (if applicable), posts and beams may vary and are to be determined by Vendor and Architect. Purchasers shall be deemed to accept the same. All images and renderings are artist concept only and subject to change. Side windows only if sitting permits. E & O E. 3605

THE ARISTA HOMES' “A” TEAM HAS BEEN BUILDING EXCEPTIONAL NEW HOMES ACROSS THE GTA AND SOUTHERN ONTARIO SINCE 1994

Complementing the dozens of communities **ARISTA Homes** has successfully completed since its beginning, **ARISTA Homes** is hard at work building a number of new award-winning neighbourhoods, each with homes that feature the exceptional design and construction for which **ARISTA Homes** is renowned.

SOME OF OUR PAST, CURRENT AND UPCOMING COMMUNITIES:

 OAKVILLE	 VAUGHAN	 PICKERING	 BRAMPTON	 MARKHAM	 RICHMOND HILL	 MARKHAM
 KLEINBURG	 RICHMOND HILL	 WHITBY	 MARKHAM	 AURORA	 KLEINBURG	 BRAMPTON
 WOODBIDGE	 TORONTO	 UNIONVILLE	 TORONTO	 MARKHAM	 MILTON	 MARKHAM
 RICHMOND HILL	 MISSISSAUGA	 MAPLE	 BRAMPTON	 BRAMPTON	 MISSISSAUGA	 VAUGHAN





ARISTAHOMES.COM